



Quarterly EM&A Summary Report (October 2022 - December 2022)

0120/20/ED/0555 02

**Contract No. SPW 07/2020 Environmental Team for Construction of Yuen Long Effluent
Polishing Plant Stage 1**

AECOM Asia Co. Ltd.
12/F, Grand Central Plaza, Tower 2
138 Shatin Rural Committee Road
Shatin, Hong Kong

Attn: Mr. Simon H.M. YEUNG – CRE(C)

Your Reference

Contract No. SPW 03/2022

Our Reference

AFK/EC/TC/BW/bw/
T601100019/02/02/L023

Independent Environmental Checker for Construction of Yuen Long Effluent Polishing Plant Stage 1 (2022-2023)

Environmental Permit No. EP-565/2019

Mott MacDonald
3/F Manulife Tower
348 Kwun Tong Road
Kwun Tong
Kowloon
Hong Kong

EP Condition 3.5 – Quarterly EM&A Summary Report for October 2022 to December 2022

30 January 2023

By Hand and By Email

T +852 2828 5757
F +852 2827 1823
mottmac.hk

Dear Sir,

I refer to the captioned Quarterly EM&A Summary Report for October 2022 to December 2022 (Document No. 0120/20/ED/0555, Issue No. 02) which was certified by the Environmental Team Leader and received via e-mail on 30 January 2023.

I have no comment on the captioned report and hereby verify that this submission has complied with the requirements set out in the EM&A Manual for the captioned project, in accordance with Condition 3.5 of Environmental Permit No. EP-565/2019.

Should you have any queries regarding the captioned or require any further information, please contact the undersigned at 2828 5875.

Yours faithfully

for MOTT MACDONALD HONG KONG LIMITED



Brandon WONG
Independent Environmental Checker
T +852 2828 5875

Brandon.Wong@mottmac.com

c.c. DSD

Fugro Technical Services Limited

Mr. Wallace CHENG – E/SP 16

Mr. YU Lap Bong – ETL

By Email

By Email

Document Control




Document Information

Project Title	Contract No. SPW 07/2020 Environmental Team for Construction of Yuen Long Effluent Polishing Plant Stage 1
Document Title	Quarterly EM&A Summary Report (October 2022 - December 2022)
Fugro Project No.	0120/20
Fugro Document No.	0120/20/ED/0555
Issue Number	02

Client Information

Client	Drainage Services Department
Client Address	45/F, Revenue Tower, 5 Gloucester Road, Wan Chai, Hong Kong
Client Contact	Mr. Wallace Cheng

Environmental Team

Initials	Name	Role	Signature
LB	Alvin L.B. Yu	Environmental Team Leader	
CY	Cyrus C.Y. Lai	Senior Environmental Consultant	
KH	Toby K.H. Wan	Environmental Consultant	

EXECUTIVE SUMMARY

- i. This Quarterly Environmental Monitoring and Audit (EM&A) Summary Report is prepared for Contract No. SPW 07/2020 "Environmental Team for Construction of Yuen Long Effluent Polishing Plant Stage 1". Drainage Services Department (DSD) has appointed Fugro Technical Services Limited (FTS) to undertake the Environmental Team services for the project and implement the EM&A works.
- ii. This is the 7th Quarterly EM&A Summary Report for the Contract which summaries findings of the EM&A programme during the reporting period from 1 October 2022 to 31 December 2022. As informed by the Contractor, major activities in the reporting period were shown in section 1.4.1.
- iii. The EM&A methodology has been effective in monitoring the environmental impacts of the Project and the effectiveness of the mitigation measures. The data collected were useful in determining whether the Project had caused unacceptable impacts on the sensitive receivers. Analysis of all EM&A data collected throughout the baseline and the impact periods demonstrated the environmental acceptability of the Project.

Breaches of Environmental Quality Performance Limits (AL levels)

- iv. No Action and Limit Level exceedance was recorded for air quality monitoring and construction noise monitoring in the reporting period.
- v. No Action and Limit Level exceedance was recorded for water quality in the reporting period.
- vi. No Action / Limit Level exceedance was recorded for noise levels at stations (NMS1 and NMS2) in close proximity to the active ardeid night roosts during the reporting period.
- vii. A total of four (4) Action Level exceedances were recorded for the ecological monitoring of birds during the reporting period. However, these exceedances were not project-related.
- viii. No corrective actions were required according to the Event and Action Plans for the Monitoring Parameters.

Land Contamination

- ix. Regular site inspection was carried out to ensure the recommended mitigation measures are properly implemented. The signed final Contamination Assessment Report (CAR) for "Main Storeroom & Workshops", "Mechanical Workshop", "Waste Storage Area" and "SAS Thickener House-1" were submitted to EPD respectively on 1st November 2021, 23rd November 2021, 29th April 2022 and 6th July 2022. No contaminated soil and ground water was found within the Main Storeroom & Workshop, Mechanical Workshop, Waste Storage Area and SAS Thickener House-1 and no remedial action is required for both locations.

Complaint Log

- x. No complaints were received in the reporting period.

Notifications of Summons and Successful Prosecutions

- xi. No notifications of summons and successful prosecutions were received in the reporting period.

Reporting Change

xii. There were no reporting changes during the reporting period.

Contents

1. INTRODUCTION	7
1.1 Background	7
1.2 Project Organization	8
1.3 Construction Programme and Activities	8
1.4 Works Undertaken During the Period	9
2. SUMMARY OF EM&A REQUIREMENTS AND MONITORING RESULTS	11
2.1 Monitoring Requirement	11
2.2 Monitoring Locations	12
2.3 Results and Observations	12
2.4 Action and Limit Levels	14
2.5 Event and Action Plans	14
2.6 Mitigation Measures	14
3. LANDSCAPE AND VISUAL	15
3.1 Audit Requirements	15
3.2 Results and Observations	15
4. LAND CONTAMINATION	16
4.1 Contamination Assessment Report	16
5. SITE INSPECTION AND AUDIT	17
5.1 Site Inspection	17
5.2 Advice on the Solid and Liquid Waste Management Status	18
6. NON-COMPLIANCE, COMPLAINTS, NOTIFICATIONS OF SUMMONS AND SUCCESSFUL PROSECUTIONS	20
6.1 Non-compliance (Exceedances of AL levels)	20
6.2 Complaints, Notifications of Summons and Successful Prosecutions	20
7. IMPLEMENTATION STATUS OF ENVIRONMENTAL MITIGATION MEASURE	21
7.1 Implementation Status of Environmental Protection and Pollution Control / Mitigation Measures	21
8. CONCLUSION AND RECOMMENDATION	23
8.1 Conclusions	23
8.2 Comment and Recommendations	24

Tables

- [Table 1.1 – Contact Information of Key Personnel](#)
[Table 1.2 – Main Construction Works Carried out in the Reporting Period](#)
[Table 2.1 – Air Quality and Noise Monitoring Location](#)
[Table 2.2 – Coordinates of Water Quality Monitoring Locations](#)
[Table 2.3 – Summary of Water Quality Exceedance](#)
[Table 5.1 – Observations and Recommendations of Site Audit](#)
[Table 5.2 – Waste Generated by the Construction and Disposal Ground](#)
[Table 7.1 – Status of submissions required under the EP](#)

Figures

- | | |
|----------|---|
| Figure 1 | Location of Proposed Yuen Long Effluent Polishing Plant |
| Figure 2 | Location of Construction Dust Monitoring Stations |
| Figure 3 | Noise Monitoring Locations |
| Figure 4 | Water Quality Monitoring Locations |
| Figure 5 | Ecology Monitoring Locations |

Appendices

- | | |
|------------|---|
| Appendix A | Construction Programme |
| Appendix B | Project Organization Chart |
| Appendix C | Action and Limit Levels |
| Appendix D | Graphical Presentation of Monitoring Data |
| Appendix E | Event and Action Plan |
| Appendix F | Waste Flow Table |
| Appendix G | Implementation Status of Environmental Mitigation Measures |
| Appendix H | Cumulative statistics on Environmental Complaints, Notifications of Summons and Successful Prosecutions |

1. INTRODUCTION

1.1 Background

- 1.1.1 The existing Yuen Long Sewage Treatment Works (YLSTW) is a secondary sewage treatment works, located at Yuen Long Industrial Estate serves Yuen Long Town, Yuen Long Industrial Estate and Kam Tin areas with a design capacity of 70,000 m³ per day. Based on the latest planning data, the volume of sewage generation from the YLSTW catchment is estimated to increase to 150,000 m³ per day after 20 years. In addition, since YLSTW has been operating for over 30 years and most of its facilities are of out-dated design and reaching the end of their design life, the environmental facilities of the plant will also be upgraded and hence improving the adjacent environment through upgrading the YLSTW to Yuen Long Effluent Polishing Plant (YLEPP). The Location of Proposed Yuen Long Effluent Polishing Plant is given in **Figure 1**.
- 1.1.2 YLSTW will be reconstructed in two stages to increase its capacity to 150,000 m³ per day. The proposed works, as Stage 1 of the project, will firstly increase the treatment capacity to 100,000 m³ per day. In the course of Stage 1 construction, about half of the existing facilities of YLSTW would be demolished, while the other half would be kept in operation to maintain the sewage treatment service for Yuen Long area. This 72-month works contract commenced on 9 November 2020. Demolition of existing YLSTW for construction of new treatment facilities are in progress.
- 1.1.3 The Project is a designated project under Schedule 2 of the Environmental Impact Assessment Ordinance (EIAO) (Cap. 499) for which Environmental Impact Assessment (EIA) report and Environmental Monitoring and Audit (EM&A) Manual was approved by EPD (Register No.: AEIAR-220/2019) on 25 April 2019. The Environmental Permit (EP) (EP No. EP-565/2019) to construct and operate was issued by EPD on 26 April 2019.
- 1.1.4 Fugro Technical Services Limited (FTS) has been appointed as the Environmental Team (ET) by Drainage Services Department (DSD) to undertake the Environmental Team services for the Project and implement the EM&A works under the Contract No. DC/2019/10 Yuen Long Effluent Polishing Plant -Main Works for Stage 1 (hereinafter referred as "the Contract").
- 1.1.5 This is the 7th Quarterly EM&A Summary Report to document the findings of site inspection activities and EM&A programme for this project from 1 October 2022 to 31 December 2022 (reporting period) and is submitted to fulfil Condition 3.5 of the EP and Section 12.4.5 of the EM&A Manual. According to Condition 4 of the EP, electronic reporting is provided on the internet website to facilitate public inspection of the report.

1.2 Project Organization

1.2.1 The Project Organization structure is shown in **Appendix B**. The key personnel contact names and numbers are summarized in **Table 1.1**.

Table 1.1 – Contact Information of Key Personnel

Party	Position	Name	Telephone
Project Proponent (Drainage Services Department)	Engineer	Mr. Wallace Cheng	2594 7473
Engineer's Representative (AECOM Asia Co. Ltd.)	Chief Resident Engineer	Mr. Simon Yeung	9075 7172
	Senior Resident Engineer	Mr. Patrick Leung	6124 8838
Independent Environmental Checker (Mott MacDonald Hong Kong Limited)	Independent Environmental Checker (IEC)	Mr. Brandon Wong	2828 5875
Contractor (Paul Y. - CREC Joint Venture)	Environmental Officer	Ms. Diana Lee	5490 5271
	Assistant Environmental Officer	Mr. Sam Tsang	4634 2581
Environmental Team (Fugro Technical Services Limited)	Environmental Team Leader (ETL)	Mr. Alvin Yu	3565 4373

1.3 Construction Programme and Activities

1.3.1 The construction programme of this project is shown in **Appendix A**.

1.4 Works Undertaken During the Period

1.4.1 The main construction works carried out in the reporting period were summarized in **Table 1.2**:

Table 1.2 – Main Construction Works Carried out in the Reporting Period

October 2022	November 2022	December 2022
<ul style="list-style-type: none"> • Piling work at STB; • ELS works and RC structure works at IW & PST; • Zone 3 Diversion works: <ul style="list-style-type: none"> • Temp. Gravity thickening tank – Pipe laying and E&M installation work; • Temp. Sludge Holding Tank – Pipe laying and E&M installation work; • Temp. Water heater house – Pipe laying and E&M installation work; • Temp. Primary Sludge Pumping Station – Pipe laying and E&M installation work; • Temp. Digested sludge pump / Supernatant Pumping – Pipe laying and E&M installation work; • Digested Sludge Pumping Station house – Pipe laying and E&M installation work; • Installation of 813mm pipe pile at south and East of AGS; • Superstructure works at CLP substation; • E&M work at MIC office; • Demolition work: <ul style="list-style-type: none"> • Water Heater House; • Sludge Holding Tank no. 2; • Air Floatation Thickener; • Settled Sewage Overflow Chamber; • Auxiliary Pumping Station; • PST no. 4; • Construction of CLP Substation; • Ground investigation at AGS; • E&M installation work for at Zone 2B chamber; 	<ul style="list-style-type: none"> • Piling loading test at STB; • ELS works and RC structure works at IW & PST; • Installation of 813mm pipe pile at south and East of AGS; • Superstructure works at CLP substation; • E&M work at MIC office; • Demolition work at North of A.tank no. 5-8; • Ground investigation at SD & STB; • E&M installation work for at Zone 2B chamber; • Break through existing manhole by coring machine for Zone 2B diversion work; • Sheet piling installation around Sludge digester no. 1 – 3; • Backfilling work at Sludge Digester no. 1-3 and Biogas Holder no. 1; and • Disposal of construction waste as indicated in Appendix F. 	<ul style="list-style-type: none"> • ELS works and RC structure works at IW & PST; • Installation of 813mm pipe pile at south and East of AGS; • Superstructure works at CLP substation; • E&M work at MIC office; • Ground investigation at SD & STB; • Installation of steel cover for at Zone 2B chamber; • Sheet piling installation around Sludge digester no. 1 – 3; • Demolition of Air Floatation Thickener (remaining Bay 9); • Installation of sheet pile at TTS; • Installation of brand drain at Biogas Holder no. 1; • Installation of concrete blocks and soil Surcharge at Biogas Holder no. 1; • Construction of temp. traffic road at north of SHT no. 3 & 4; • Installation of sheet pile at STB; and • Disposal of construction waste as indicated in Appendix F.

<ul style="list-style-type: none"> • Pipe laying for Zone 2B; • Sheet piling installation around Sludge digester no. 1 – 3; • E&M installation at Zone 2B chamber; and • Disposal of construction waste as indicated in Appendix F. 		
--	--	--

1.4.2 The environmental mitigation measures corresponding to the main construction works implemented in the reporting period can be referred to **Appendix G**.

2. SUMMARY OF EM&A REQUIREMENTS AND MONITORING RESULTS

2.1 Monitoring Requirement

2.1.1 The EM&A programme was undertaken in accordance with the EM&A Manual. It should be noted that the air quality, noise, water quality and ecology monitoring works are covered by this contract.

Air quality Monitoring

2.1.2 1-hour Total Suspended Particulates (TSP) levels should be measured at the designated air quality monitoring stations to ensure that any deteriorating air quality could be readily detected and timely action shall be undertaken to rectify such situation. Impact 1-hour TSP monitoring was conducted for at least three times every 6 days when the highest dust impact occurs.

Noise Monitoring

2.1.3 Leq (30min) monitoring is conducted at least once a week when there are Project-related construction activities being undertaken within a radius of 300 m from the monitoring stations. The monitoring is conducted during the construction phase between 0700 and 1900 on normal weekdays at the designated monitoring locations.

Water quality Monitoring

2.1.4 Turbidity (in NTU), pH, DO (in mg/L and % of saturation), Temperature (in °C), Salinity (in ppt) and Suspended Solids are conducted for three days per week at mid-flood and mid-ebb with sampling and measurement at the designated monitoring stations.

Ecology Monitoring

2.1.5 Ardeid night roost monitoring was conducted once a month in areas within 100 m from the Project boundary to monitor the effectiveness of proposed mitigation measures and detect any unpredicted indirect ecological impacts arising from the Project.

2.1.6 Ecological monitoring of birds was conducted monthly during the quarter at point count sites and transect routes along the wetland habitats in Fung Lok Wai and Nam Sang Wai as well as along Shan Pui River and Kam Tin River within 500 m from the Project boundary.

2.2 Monitoring Locations

2.2.1 The air quality and noise monitoring are summarized in **Table 2.1**. The locations of the air quality and noise monitoring stations shown in **Figure 2** and **Figure 3**, respectively.

Table 2.1 – Air Quality and Noise Monitoring Location

Environmental Monitoring	Monitoring Station	Location
Air Quality	AM1	Topfine Machinery (China) Co. Ltd
	AM2	Squatter house at the west of Yuen Long STW
Noise	CM1	Squatter house at the north of Yuen Long STW
	CM2	Squatter house at the west of Yuen Long STW
	CM3	Squatter house at the east of Yuen Long STW

2.2.2 The coordinates of water quality monitoring locations are summarized in **Table 2.2**. The locations of the water quality monitoring stations shown in **Figure 4**.

Table 2.2 – Coordinates of Water Quality Monitoring Locations

Sampling Location		Easting	Northing
M1	Serve as the control station at upstream location of construction site (Flood Tide) / Serve as the impact station at downstream location of construction site (Ebb Tide)	821 086	836 656
M2	Serve as the impact station at downstream location of construction site (Flood Tide)/ Serve as the control station at upstream location of construction site (Ebb Tide)	820 996	836 246
M3	Serve as the impact station at downstream location of construction site (Flood Tide) / Serve as the control station at upstream location of construction site (Ebb Tide)	820 645	836 335

2.3 Results and Observations

2.3.1 Graphical presentation of the environmental monitoring data in the reporting period is presented in **Appendix D**.

Air quality Monitoring

2.3.2 1-hour TSP impact monitoring at AM1 and AM2 were carried out in the reporting period, the air quality monitoring results are reported in the monthly EM&A Report prepared for this Contract.

2.3.3 No Action and Limit Level exceedance was recorded for air quality monitoring in the reporting period.

Noise Monitoring

- 2.3.4 Construction noise monitoring were carried out in the reporting period, the construction noise monitoring results for CM1, CM2 and CM3 are reported in the monthly EM&A Reports prepared for this Contract.
- 2.3.5 No Action and Limit Level exceedance was recorded for construction noise monitoring in the reporting period.
- 2.3.6 No raining and wind with speed over 5 m/s was observed during noise monitoring according to the onsite observation.
- 2.3.7 During the noise monitoring period, at CM2, road traffic from the squatter house at the west of Yuen Long STW was observed, at CM3, road traffic from the Nam Sang Wai Road was observed. No effect that arose from the other special phenomena and work progress of the concerned site for CM1 was noted during the current monitoring period.

Water quality Monitoring

- 2.3.8 Water quality monitoring were carried out in the reporting period (Typhoon Signal No. 3 was hoisted on 18 October 2022 and 1 November 2022. Due to safety concerns, the water quality monitoring on 18 October 2022 and 1 November 2022 has been cancelled), the monitoring results for M1, M2 and M3 are reported in the monthly EM&A Reports prepared for this Contract.
- 2.3.9 During the reporting period, no Action and Limit Level exceedance was recorded for Dissolved Oxygen, Turbidity, and Suspended Solids. Number of water quality exceedance recorded in the reporting period at each impact stations is summarized in **Table 2.3**.

Table 2.3 – Summary of Water Quality Exceedance

Sampling Location	Exceedance Level	DO		Turbidity		Suspended Solids		Total	
		Flood	Ebb	Flood	Ebb	Flood	Ebb	Flood	Ebb
M1	Action	0	0	0	0	0	0	0	0
	Limit	0	0	0	0	0	0	0	0
M2	Action	0	0	0	0	0	0	0	0
	Limit	0	0	0	0	0	0	0	0
M3	Action	0	0	0	0	0	0	0	0
	Limit	0	0	0	0	0	0	0	0
Total	Action	0	0	0	0	0	0	0	0
	Limit	0	0	0	0	0	0	0	0

Ecology Monitoring

- 2.3.10 Ardeid night roost monitoring and ecological bird monitoring were carried out in the reporting period. The monitoring results are reported in the monthly EM&A Reports prepared for this Contract.
- 2.3.11 Results of the ardeid night roost monitoring showed that the two confirmed ardeid night roosts (ANR 1 and ANR 2) during the pre-construction survey were still observed to be active from October 2022 to December 2022. No Action / Limit Level exceedance at NMS1 and NMS2 was recorded during the reporting period.
- 2.3.12 Results of the ecological bird monitoring recorded a total of four (4) Action Level exceedances during the reporting period. However, these exceedances were not project-related.

2.4 Action and Limit Levels

- 2.4.1 The Action and Limit Levels for air quality, noise, water quality and ecology monitoring have been set and are presented in **Appendix C**.

2.5 Event and Action Plans

- 2.5.1 The event and action plans for air quality, noise, water quality and ecology monitoring are presented in **Appendix E**.

2.6 Mitigation Measures

- 2.6.1 The Contractor had implemented environmental mitigation measures and requirements as stated in the EIA Report, the EP and EM&A Manual. The implementation status of the environmental mitigation measures during the reporting period is summarized in **Appendix G**.

3. LANDSCAPE AND VISUAL

3.1 Audit Requirements

3.1.1 According to the EM&A Manual, a Landscape Architect or related professional shall be employed to audit the implementation of landscape construction works particularly during site clearance operations when the proposed tree felling and transplanting will take place and subsequent maintenance operations. Site audits should be undertaken every week during the construction phase to check that the proposed landscape and visual mitigation measures are properly implemented and maintained as per their intended objectives. The mitigation measure recommended in the EIA Report as the audit requirements for landscape and visual, including: preservation of existing vegetation, transplanting of affected trees, compensatory tree planning, control of night-time lighting glare, erection of decorative screen hoarding and management of construction activities and facilities are summarized in **Appendix G**.

3.2 Results and Observations

3.2.1 According to the EM&A Manual, site audits should be undertaken every week during the construction phase to check that the proposed landscape and visual mitigation measures are properly implemented and maintained as per their intended objectives.

3.2.2 To monitor and audit the implementation of landscape and visual mitigation measures, 13 weekly landscape and visual site audits were carried out in the reporting period. No outstanding issues were reported during the reporting period. Observations and recommendations during site audits are summarized in **Table 5.1**.

4. LAND CONTAMINATION

4.1 Contamination Assessment Report

- 4.1.1 Risk-Based Remediation Goals (RBRGs) for Industrial have been adopted for the "Main Storeroom & Workshops" and the laboratory results for the sampling works (conducted between 30 June 2021 to 16 July 2021) show that there are no exceedances of the adopted RBRGs for the "Main Storeroom & Workshops". As no contaminated soil and groundwater was found within the "Main Storeroom & Workshops", no remediation actions are required for contaminated soil and groundwater for the scheduled land use of the "Main Storeroom & Workshops". Their findings are summarized in Contamination Assessment Report (CAR) and submitted to EPD on 1 November 2021.
- 4.1.2 Risk-Based Remediation Goals (RBRGs) for Industrial have been adopted for the "Mechanical Workshop" and the laboratory results for the sampling works (conducted between 23 July 2021 to 4 August 2021) show that there are no exceedances of the adopted RBRGs for the "Mechanical Workshop". As no contaminated soil and groundwater was found within the "Mechanical Workshop", no remediation actions are required for contaminated soil and groundwater for the scheduled land use of the "Mechanical Workshop". Their findings are summarized in Contamination Assessment Report (CAR) and submitted to EPD on 23 November 2021.
- 4.1.3 Risk-Based Remediation Goals (RBRGs) for Industrial have been adopted for the "Waste Storage Area" and the laboratory results for the sampling works (conducted between 24 November 2021 to 26 January 2022) show that there are no exceedances of the adopted RBRGs for the "Waste Storage Area". As no contaminated soil and groundwater was found within the "Waste Storage Area", no remediation actions are required for contaminated soil and groundwater for the scheduled land use of the "Waste Storage Area". Their findings are summarized in Contamination Assessment Report (CAR) and submitted to EPD on 29 April 2022.
- 4.1.4 Risk-Based Remediation Goals (RBRGs) for Industrial have been adopted for the "SAS Thickener House-1" and the laboratory results for the sampling works (conducted between 13 April 2022 to 16 May 2022) show that there are no exceedances of the adopted RBRGs for the "SAS Thickener House-1". As no contaminated soil and groundwater was found within the "SAS Thickener House-1", no remediation actions are required for contaminated soil and groundwater for the scheduled land use of the "SAS Thickener House-1". Their findings are summarized in Contamination Assessment Report (CAR) and submitted to EPD on 6 July 2022.

5. SITE INSPECTION AND AUDIT

5.1 Site Inspection

- 5.1.1 Site audits were carried out by ET at least once per week to monitor the implementation of proper environmental management practices and mitigation measures in the Project site.
- 5.1.2 In the reporting period, 13 site inspections were carried out. No outstanding issues were reported during the reporting period. Details of observations recorded during the site inspections are presented in **Table 5.1**.

Table 5.1 – Observations and Recommendations of Site Audit

Parameters	Date	Observations and Recommendations	Follow-up
Air Quality	7 Nov 2022	Reminder 1: The Contractor is reminded to increase watering for dust suppression during the demolition of sludge digestion tank (Portion 1 - YLSTW).	7 Nov 2022
	21 Dec 2022	Recommendation 1: The Contractor is recommended to increase watering for haul roads (Portion 1 - YLSTW).	21 Dec 2022
Noise	13 Dec 2022	Reminder 1: The Contractor is reminded to maintain and reinstate the Sound Proof Canvas properly at the western site boundary near Sludge Digestion Tank (SDT) (Portion 1 - YLSTW).	13 Dec 2022
	28 Dec 2022	Reminder 1: The Contractor is reminded to maintain and reinstate the silentup and sound proof canvas at the western site boundary (Portion 1 - YLSTW).	28 Dec 2022
Water Quality	NA		
Chemical and Waste Management	11 Oct 2022	Reminder 1: The Contractor is reminded chemical containers should be placed on drip tray to prevent chemical leakage (Portion 1 - YLSTW).	11 Oct 2022
	16 Nov 2022	Reminder 1: The Contractor is reminded to provide drip tray for chemical containers to prevent chemical leakage near Tree T188 (Portion 1 - YLSTW).	16 Nov 2022
Land Contamination	NA		
Ecological Impact	NA		
Landscape and Visual Impact	11 Oct 2022	Observation 1: Please keep tree protection zone free of construction materials beside CLP substation (Portion 1 - YLSTW).	12 Oct 2022

Parameters	Date	Observations and Recommendations	Follow-up
	7 Nov 2022	Reminder 1: T184 – T188: Stockpile shall be removed under dripline areas. Proper fence should be provided to indicate Tree Protection Zone (TPZ) (Portion 1 - YLSTW).	7 Nov 2022
	16 Nov 2022	Reminder 1: Removal of stockpile under T188's dripline and erect Tree Protection Zone (TPZ) (Portion 1 - YLSTW).	16 Nov 2022
	13 Dec 2022	Recommendation 1: Please pay extra caution when operating heavy machinery near trees (Portion 1 - YLSTW).	13 Dec 2022
Permit / Licenses	NA		
Others	NA		

5.2 Advice on the Solid and Liquid Waste Management Status

- 5.2.1 The Contractor registered as a chemical waste producer for the Contract. Sufficient numbers of receptacles were available for general refuse collection and sorting.
- 5.2.2 The management of waste generated by the construction is presented in **Table 5.2**.

Table 5.2 – Waste Generated by the Construction and Disposal Ground

Types of Waste	Disposal Ground
Inert C&D Waste (Excluding slurry and bentonite)	Tuen Mun Area 38
Inert C&D Waste (For slurry and bentonite)	Tseung Kwan O Area 137
Non-inert C&D Materials	North East New Territories Landfill (NENT)
Sludge	West New Territories Landfill (WENT)
Marine Sediment	Type 1 – Open Sea Disposal: South Cheung Chau Open Sea Sediment Disposal Area Type 1 – Open Sea Disposal (Dedicate Site) and Type 2 – Confined Marine Disposal: Contaminated Mud Pit Vb of the Confined Marine Disposal Facilities to the East of Sha Chau

- 5.2.3 The amount of wastes generated by the site activities in the reporting period is shown in **Appendix F**.
- 5.2.4 If off-site disposal is required, the excavated marine mud from the land-based works shall be disposed of at the designated disposal sites within Hong Kong as allocated by the Marine Fill Committee or other locations as agreed by the Director. The Contractor shall ensure no spilling and overflowing of materials during loading / unloading / transportation is allowed.
- 5.2.5 The Contractor was reminded that chemical waste should be properly handled and temporarily store in designated chemical waste storage area on site in accordance with the Code of Practice on the Packing, Labelling and Storage of Chemical Waste.

6. NON-COMPLIANCE, COMPLAINTS, NOTIFICATIONS OF SUMMONS AND SUCCESSFUL PROSECUTIONS

6.1 Non-compliance (Exceedances of AL levels)

- 6.1.1 No Action and Limit Level exceedance was recorded for air quality monitoring and construction noise monitoring in the reporting period.
- 6.1.2 No Action and Limit Level exceedance was recorded for water quality in the reporting period.
- 6.1.3 No Action / Limit exceedance was recorded for noise levels at stations (NMS1 and NMS2) in close proximity to the active ardeid night roosts in the reporting period.
- 6.1.4 A total of four (4) Action Level exceedances were noted for the ecological monitoring of birds during the reporting period, however, these exceedances were not project-related.
- 6.1.5 No corrective actions were required according to the Even-Action Plans.

6.2 Complaints, Notification of Summons and Successful Prosecutions

- 6.2.1 No environmental complaints, notification of summons and successful prosecutions were received in the reporting period.
- 6.2.2 Cumulative complaint log, summaries of complaints, notification of summons and successful prosecutions are presented in **Appendix H**.
- 6.2.3 No corrective actions were required.

7. IMPLEMENTATION STATUS OF ENVIRONMENTAL MITIGATION MEASURE

7.1 Implementation Status of Environmental Protection and Pollution Control / Mitigation Measures

The Contractor had implemented environmental protection and pollution control / mitigation measures as stated in the EIA Report, the EP and EM&A Manual. The implementation status of the recommended mitigation measures during the reporting period is summarized in **Appendix G**.

The status of required submissions under the EP as of the reporting period are summarized in **Table 7.1**.

Table 7.1 – Status of submissions required under the EP

EP Condition (EP-565/2019)	Submission Title	Submission Status
Condition 2.9	Construction Phase Emergency Response Plan	Submitted to EPD with ET certification and IEC verification, to be finalised and made available for public inspection via the dedicated website.
Condition 2.11	Pre-construction Ardeid Night Roost Survey Report	Submitted to EPD with ET certification and IEC verification, finalised and available for public inspection via the dedicated website.
EM&A Manual Sec. 7.3.3 & 7.3.4	Baseline Bird Survey Report	Submitted to EPD with ET certification and IEC verification, finalised and available for public inspection via the dedicated website.
Condition 2.12	Noise Mitigation Measures Plan	Submitted to EPD with ET certification and IEC verification, to be finalised and made available for public inspection via the dedicated website.
Condition 2.13	Proposal for Minimization of Overspill Light to Ecological Sensitive Areas	Submitted to EPD with ET certification and IEC verification, finalised and available for public inspection via the dedicated website.
Condition 2.14	Supplementary Contamination Assessment Plan	Submitted to EPD with ET certification and IEC verification, finalised and available for public inspection via the dedicated website.
Condition 2.14	Contamination Assessment Report for Main Storeroom & Workshops	Submitted to EPD with ET certification and IEC verification, finalised and available for public inspection via the dedicated website.
Condition 2.14	Contamination Assessment Report for Mechanical Workshop	Submitted to EPD with ET certification and IEC verification, finalised and available for public inspection via the dedicated website.
Condition 2.14	Contamination Assessment Report for Waste Storage Area	Submitted to EPD with ET certification and IEC verification, finalised and available for public inspection via the dedicated website.
Condition 2.14	Contamination Assessment Report for SAS Thickeners House-1	Submitted to EPD with ET certification and IEC verification, finalised and available for public inspection via the dedicated website.

EP Condition (EP-565/2019)	Submission Title	Submission Status
Condition 2.15	Landscape and Visual Mitigation Plan	Submitted to EPD with ET certification and IEC verification, to be finalised and made available for public inspection via the dedicated website.
Condition 3.3	Baseline Monitoring Report	Submitted to EPD with ET certification and IEC verification, finalised and available for public inspection via the dedicated website.
Condition 3.4	Monthly EM&A Report (from April 2021 to December 2022)	Submitted to EPD with ET certification and IEC verification, finalised and available for public inspection via the dedicated website.
Condition 3.5	Quarterly EM&A Report (from April 2021 to September 2022)	Submitted to EPD with ET certification and IEC verification, finalised and available for public inspection via the dedicated website.
Condition 4.2	Environmental Monitoring Data from April 2021 to December 2022	Submitted to EPD with ET certification and IEC verification, finalised and available for public inspection via the dedicated website.

8. CONCLUSION AND RECOMMENDATION

8.1 Conclusions

- 8.1.1 No Action and Limit Level exceedance was recorded for air quality monitoring and construction noise monitoring in the reporting period.
- 8.1.2 No Action and Limit Level exceedance was recorded for water quality in the reporting period.
- 8.1.3 No Action / Limit exceedance was recorded for noise levels at stations (NMS1 and NMS2) in close proximity to the active ardeid night roosts in the monitoring period.
- 8.1.4 A total of four (4) Action Level exceedances were recorded for the ecological monitoring of birds during the reporting period. However, these exceedances were not project-related.
- 8.1.5 13 environmental site inspections and 13 landscape and visual site audits were carried out in the reporting period. Recommendations on mitigation measures were given to the Contractor for remediating the deficiencies identified during the site inspections.
- 8.1.6 No environmental complaints, notification of summons and successful prosecutions were recorded in the reporting period.
- 8.1.7 The EM&A methodology has been effective in monitoring the environmental impacts of the Project and the effectiveness of the mitigation measures. The data collected were useful in determining whether the Project had caused unacceptable impacts on the sensitive receivers. Analysis of all EM&A data collected throughout the baseline and the impact monitoring periods demonstrated the environmental acceptability of the Project.

8.2 Comment and Recommendations

8.2.1 The recommended environmental mitigation measures, as proposed in the EIA report and EM&A Manual shall be effectively implemented to minimize the potential environmental impacts from the Project. The EM&A programme would effectively monitor the environmental impacts generated from the construction activities and ensure the proper implementation of mitigation measures.

8.2.2 According to the environmental site inspections performed in the reporting period, the following recommendations were provided:

Air Quality Impact

- The Contractor is reminded to increase watering for dust suppression during the demolition of sludge digestion tank.
- The Contractor is recommended to increase watering for haul roads.

Construction Noise Impact

- The Contractor is reminded to maintain and reinstate the Sound Proof Canvas properly at the western site boundary near Sludge Digestion Tank (SDT).
- The Contractor is reminded to maintain and reinstate the silentup and sound proof canvas at the western site boundary.

Water Quality Impact

- No specific observation was identified in the reporting period.

Chemical Waste and Construction Waste Management

- The Contractor is reminded chemical containers should be placed on drip tray to prevent chemical leakage.
- The Contractor is reminded to provide drip tray for chemical containers to prevent chemical leakage near Tree T188.

Land Contamination

- No specific observation was identified in the reporting period.

Ecological Impact

- No specific observation was identified in the reporting period.

Landscape and Visual Impact

- Please keep tree protection zone free of construction materials beside CLP substation.
- T184 – T188: Stockpile shall be removed under dripline areas. Proper fence should be provided to indicate Tree Protection Zone (TPZ).
- Removal of stockpile under T188's dripline and erect Tree Protection Zone (TPZ).
- Please pay extra caution when operating heavy machinery near trees.

Hazard to Life

- No specific observation was identified in the reporting period.

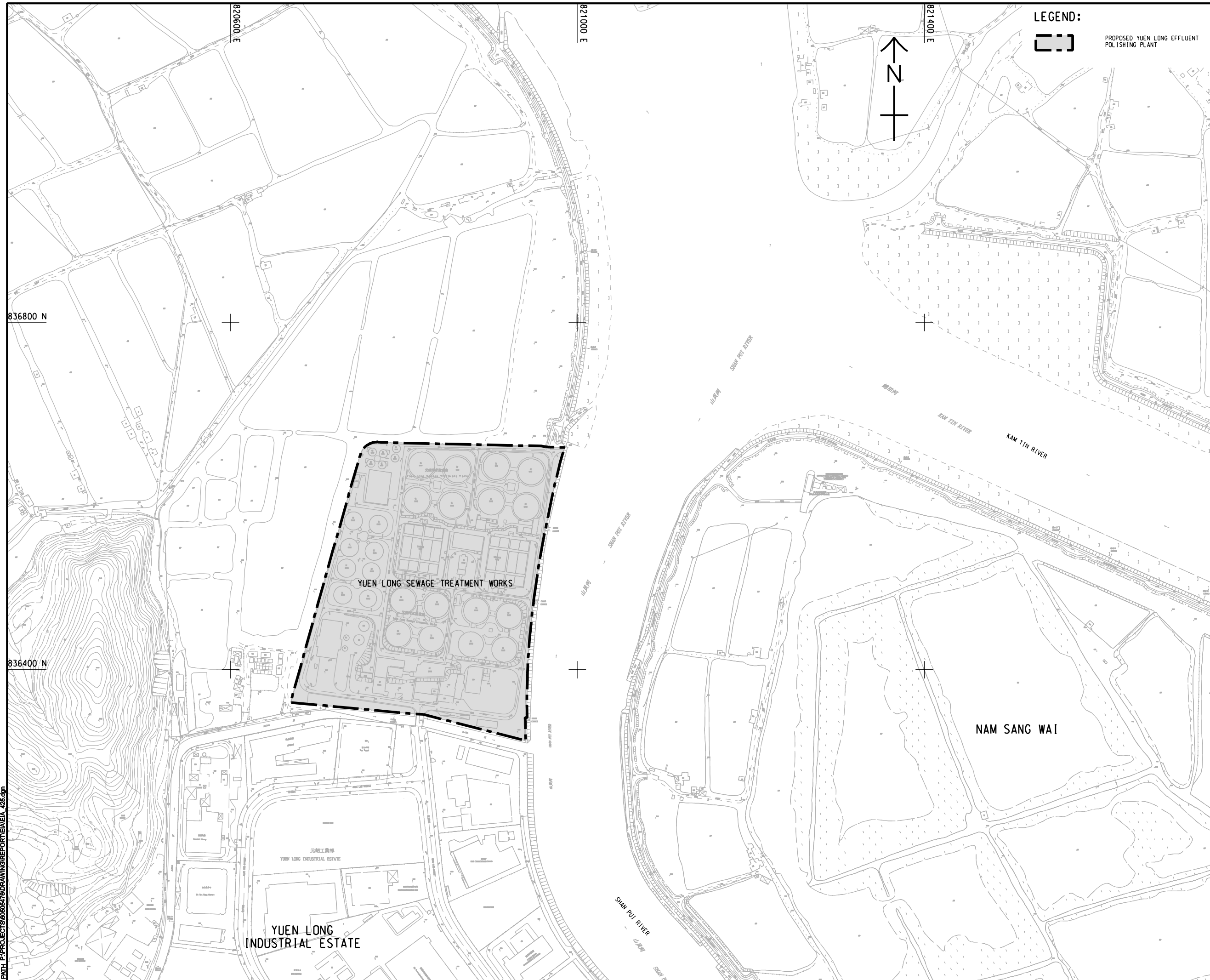
Permit/ Licenses


- No specific observation was identified in the reporting period.

Figure 1

Location of Proposed Yuen Long Effluent
Polishing Plant

Plot File by: Song YN 2018/02/27
 PATH: P:\PROJECTS\8060547\DRAWING\REPORT\EA\EA_425.dgn
 Project Management Initials: Designer: Checked: Approved: ISO A1 594mm x 841mm



LEGEND:
 PROPOSED YUEN LONG EFFLUENT POLISHING PLANT

AECOM
PROJECT
YUEN LONG EFFLUENT POLISHING PLANT - INVESTIGATION, DESIGN AND CONSTRUCTION

CLIENT
 渠務署
 Drainage Services Department

CONSULTANT
 AECOM Asia Company Ltd.
 www.aecom.com

SUB-CONSULTANTS
 分判工程顧問公司

ISSUE/REVISION

NO.	DATE	DESCRIPTION	CHK.

STATUS

SCALE
 1:2000
KEY PLAN

DIMENSION UNIT
 METRES

PROJECT NO.
 60505476

CONTRACT NO.
 CE 3/2015 (DS)

SHEET TITLE
 LOCATION OF PROPOSED YUEN LONG EFFLUENT POLISHING PLANT

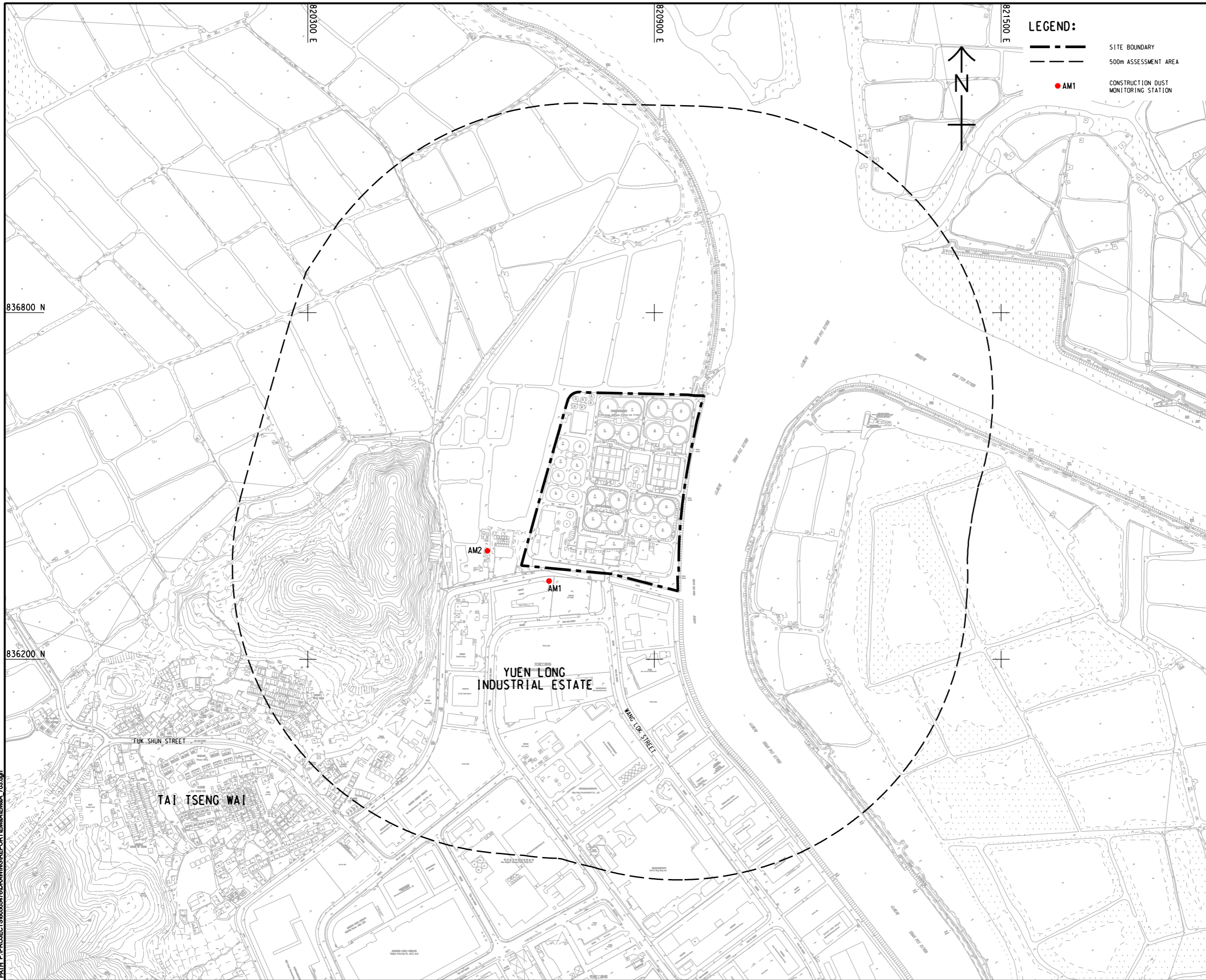
SHEET NUMBER

This drawing has been prepared for the use of AECOM's client. It may not be used, modified, reproduced or relied upon by third parties, except as agreed by AECOM in writing. AECOM accepts no responsibility, and denies any liability whatsoever, to any party, that uses or relies on this drawing without AECOM's express written consent. Do not scale this document. All measurements must be obtained from the master dimensions.

Figure 2

Location of Construction Dust
Monitoring Stations

ISO A1 594mm x 841mm
 Approved:
 Checked:
 Designer:
 Project Management Initials:
 836800 N
 836200 N
 P:\PROJECTS\60565476\DRAWING\REPORT\EM\EA\EA_703.dgn
 11/29
 P:\PROJECTS\60565476\DRAWING\REPORT\EM\EA\EA_703.dgn



LEGEND:

- SITE BOUNDARY
- 500m ASSESSMENT AREA
- AM1 CONSTRUCTION DUST MONITORING STATION



PROJECT
 項目
YUEN LONG EFFLUENT POLISHING PLANT - INVESTIGATION, DESIGN AND CONSTRUCTION

CLIENT
 業主
渠務署
 Drainage Services Department

CONSULTANT
 工程師公司
 AECOM Asia Company Ltd.
 www.aecom.com

SUB-CONSULTANTS
 分門工程師公司

ISSUE/REVISION
 修訂

I/R	DATE	DESCRIPTION	CHK.
號	日期	內容摘要	核

STATUS
 階段

SCALE
 比例
 A1 1 : 3000

DIMENSION UNIT
 尺寸單位
 METRES

KEY PLAN
 索引圖

PROJECT NO.
 項目編號
 60505476

CONTRACT NO.
 合約編號
 CE 3/2015 (DS)

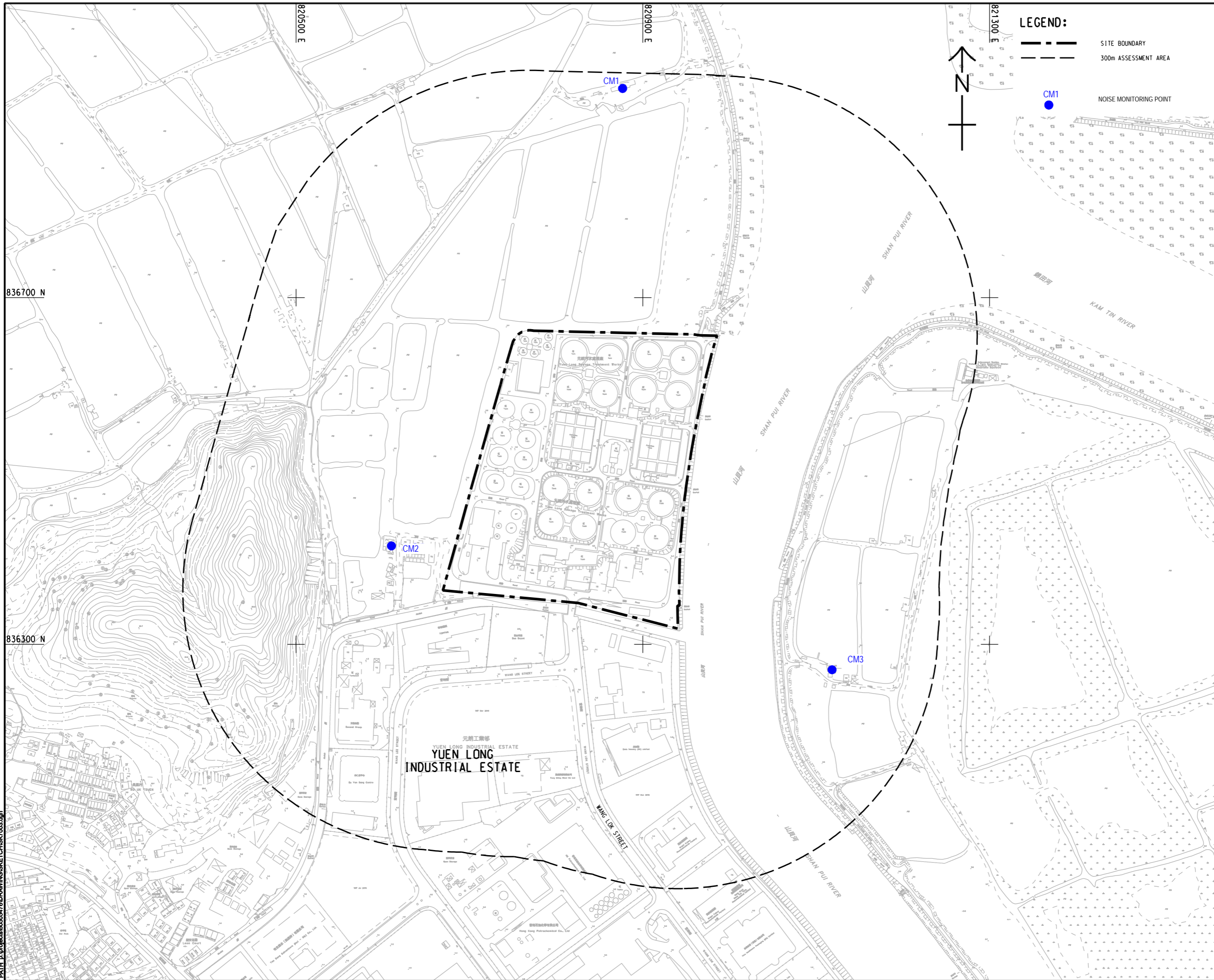
SHEET TITLE
 圖紙名稱
 LOCATION OF CONSTRUCTION DUST MONITORING STATIONS

SHEET NUMBER
 圖紙號碼




This drawing has been prepared for the use of AECOM's client. It may not be used, modified, reproduced or relied upon by third parties, except as required by law. AECOM accepts no responsibility, and does not warrant, for any party that uses or relies on this drawing without AECOM's express written consent. Do not scale this document. All measurements must be obtained from the related dimensions.

Figure 3

Noise Monitoring Locations



LEGEND:

-  SITE BOUNDARY
-  300m ASSESSMENT AREA
-  NOISE MONITORING POINT



AECOM

PROJECT
项目

YUEN LONG EFFLUENT POLISHING PLANT - INVESTIGATION, DESIGN AND CONSTRUCTION

CLIENT
業主

 渠務署
Drainage Services Department

CONSULTANT
工程顧問公司

AECOM Asia Company Ltd.
www.aecom.com

SUB-CONSULTANTS
分判工程顧問公司

ISSUE/REVISION
修訂

I/R	DATE	DESCRIPTION	CHK.

STATUS
圖版

SCALE
比例

A1 1:2000

DIMENSION UNIT
尺寸單位

METRES

KEY PLAN
索引圖

PROJECT NO.
項目編號

60505476

CONTRACT NO.
合約編號

CE 3/2015 (DS)

SHEET TITLE
圖紙名稱

LOCATIONS OF NOISE MONITORING POINTS

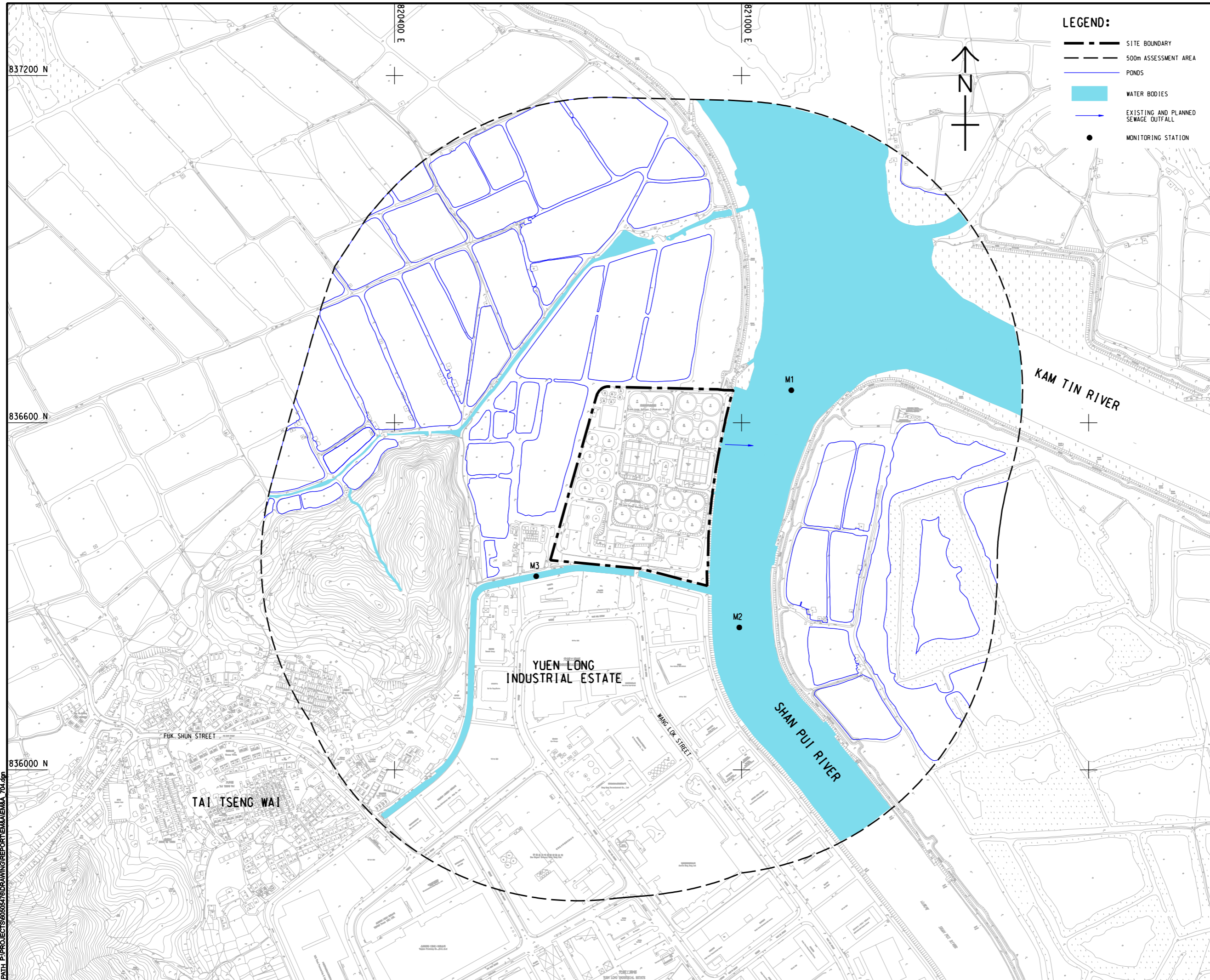
SHEET NUMBER
圖紙編號

This drawing has been prepared for the use of AECOM's client. It may not be used, modified, reproduced or relied upon by third parties, except as agreed by AECOM in writing. AECOM accepts no responsibility, and does not warrant, for any party that uses or relies on this drawing without AECOM's express written consent. Do not scale this document. All measurements must be obtained from the stated dimensions.

Figure 4

Water Quality Monitoring Locations

Pld File by: Guo YU 12/18
 PATH: P:\PROJECTS\60505476\DRAWING\REPORT\EMBA\EMBA_704.dgn
 ISO A1 594mm x 841mm
 Approved: _____
 Checked: _____
 Designer: _____
 Project Management Initials: _____



LEGEND:

- SITE BOUNDARY
- 500m ASSESSMENT AREA
- PONDS
- WATER BODIES
- EXISTING AND PLANNED SEWAGE OUTFALL
- MONITORING STATION

AECOM

PROJECT
 項目
YUEN LONG EFFLUENT POLISHING PLANT - INVESTIGATION, DESIGN AND CONSTRUCTION

CLIENT
 業主
渠務署
 Drainage Services Department

CONSULTANT
 工程顧問公司
 AECOM Asia Company Ltd.
 www.aecom.com

SUB-CONSULTANTS
 分門工程顧問公司

ISSUE/REVISION
 修訂

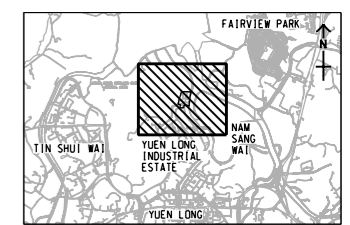
I/R	DATE	DESCRIPTION	CHK.

STATUS
 階段

SCALE
 比例
 A3 1: 8000

DIMENSION UNIT
 尺寸單位
 METRES

KEY PLAN A3 1: 180000
 索引圖



PROJECT NO.
 項目編號
 60505476

CONTRACT NO.
 合約編號
 CE 3/2015 (DS)

SHEET TITLE
 圖名
 LOCATIONS OF WATER QUALITY MONITORING STATIONS FOR CONSTRUCTION PHASE

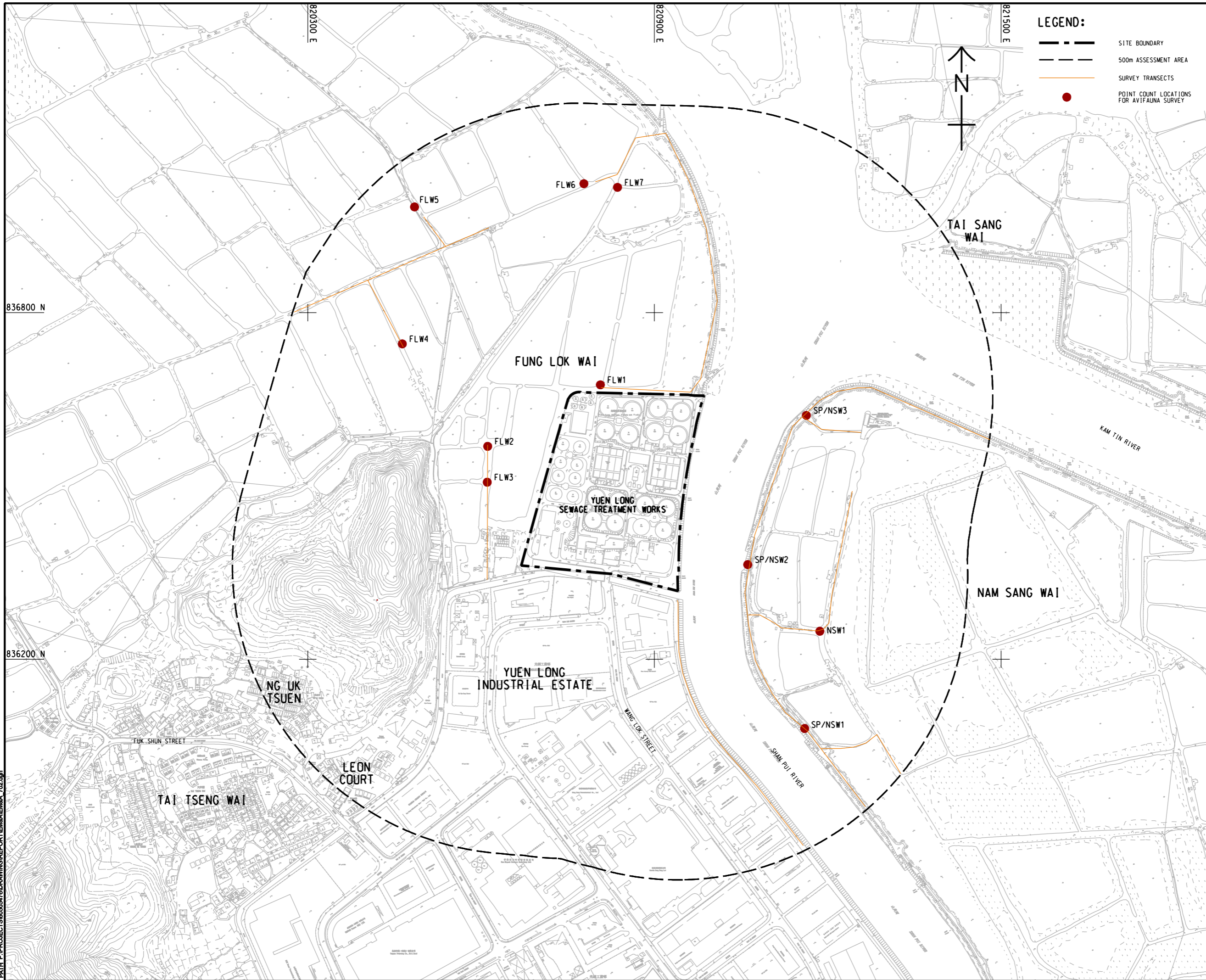
SHEET NUMBER
 圖號

This drawing has been prepared for the use of AECOM's client. It may not be used, modified, reproduced or relied upon by third parties, except as agreed by AECOM or as required by law. AECOM accepts no responsibility, and denies any liability whatsoever, to any party, for loss or damage of any kind, arising from the use of this drawing without AECOM's express written consent. Do not scale this document. All measurements must be obtained from the stated dimensions.

Figure 5

Ecology Monitoring Locations

ISO A1 594mm x 841mm
 Approved:
 Checked:
 Designer:
 Project Management Initials:
 836800 N
 836200 N
 Pld File by: ZENGFY 2018/05/30
 PATH: P:\PROJECTS\60505476\DRAWING\REPORT\EM\EN\EA_702.dgn



LEGEND:

- SITE BOUNDARY
- 500m ASSESSMENT AREA
- SURVEY TRANSECTS
- POINT COUNT LOCATIONS FOR AVIFAUNA SURVEY



AECOM

PROJECT
 項目
YUEN LONG EFFLUENT POLISHING PLANT - INVESTIGATION, DESIGN AND CONSTRUCTION

CLIENT
 業主
渠務署
 Drainage Services Department

CONSULTANT
 工程顧問公司
 AECOM Asia Company Ltd.
 www.aecom.com

SUB-CONSULTANTS
 分判工程顧問公司

ISSUE/REVISION
 修訂

I/R	DATE	DESCRIPTION	CHK.

STATUS
 階段

SCALE
 比例
 A1 1 : 3000

DIMENSION UNIT
 尺寸單位
 METRES

KEY PLAN
 索引圖

PROJECT NO.
 項目編號
 60505476

CONTRACT NO.
 合約編號
 CE 3/2015 (DS)

SHEET TITLE
 圖紙名稱
 ECOLOGICAL MONITORING LOCATIONS

SHEET NUMBER
 圖紙編號

This drawing has been prepared for the use of AECOM's client. It may not be used, modified, reproduced or relied upon by third parties, except as required by law. AECOM accepts no responsibility, and denies any liability whatsoever, to any party that uses or relies on this drawing without AECOM's express written consent. Do not scale this document. All measurements must be obtained from the related dimensions.

Appendix A

Construction Programme

Activity ID	Activity Name	Orig Dur	Early Start	Early Finish	Total Float	October					November					December					January					February	
						24					25					26					27					28	
						02	09	16	23	30	06	13	20	27	04	11	18	25	01	08	15	22	29	05			
YL Effluent Polishing Plant - Main Works Stage 1 - Detailed Works Programme DPv19																											
Contract Data Part 1																											
Access Dates																											
ADWA2	Work Area WA2 (sd) (new site possession) validity for 12 months and subject to renewal	757	05-Mar-21 A	31-Mar-23*	0																						
Contract Section Completion																											
CSC1	Section 1- Civil, Structural and Architectural works of CLP Substations No. 1 & 2 (for CLP install.)	0		31-Oct-22*	-24	◆ Section 1- Civil, Structural and Architectural works of CLP Substations No. 1 & 2 (for CLP install.)																					
Environmental Constraints																											
NMM-2155	PS 1.105A Noise Mitigation Measures 2022-2023	151	01-Nov-22*	31-Mar-23	0																						
Planned Completion																											
Planned Section Completion																											
PSC1	Section 1 - Civil, Structural and Architectural works of CLP Substations No. 1 & 2 (for CLP install.)	0		14-Dec-22*	-68	◆ Section 1 - Civil, Structural and Architectural works of CLP Substations No. 1 & 2 (for CLP install.)																					
Preliminary and Preparation Works																											
Subletting																											
SUB-270	Subletting for ELS works for IW, PST, SDB, STB, SD, MBB, TTB, underpass and open cut for admin. bldg	312	12-Oct-21 A	21-Dec-22	-85	Subletting for ELS works for IW, PST, SDB, STB, SD, MBB, TTB, underpass and open cut for admin. bldg																					
SUB-280	Subletting for RC works for IW, PST, SDB, STB, SD, Biogas holder, underpass and admin. bldg	256	29-Nov-21 A	13-Dec-22	-168	Subletting for RC works for IW, PST, SDB, STB, SD, Biogas holder, underpass and admin. bldg																					
SUB-290	Subletting for ABWF works for IW, PST, SDB, STB, MBR, TTB and admin. bldg	60	14-Dec-22	11-Feb-23	-164																						
SUB-310	Subletting for Utilities Corridor ELS	60	08-Aug-22 A	10-Dec-22	-61	Subletting for Utilities Corridor ELS																					
SUB-350	Subletting for Waterproofing membrane and protection board	300	29-Nov-21 A	25-Jan-23	63	Subletting for Waterproofing membrane and protection board																					
SUB-360	Subletting for Rebar fixing	86	29-Nov-21 A	31-Dec-22	-168	Subletting for Rebar fixing																					
SUB-380	Subletting for Sheet piling works for remaining areas	333	12-Oct-21 A	11-Jan-23	561	Subletting for Sheet piling works for remaining areas																					
Design Submission																											
Temporary Works Design																											
Mainstream Bio-Reactor System																											
TWD-240	ELS - Resubmission for PM's & ICE review (7d prep & resub. + 7d ICE)	14	20-Jun-22 A	14-Nov-22	-118	ELS - Resubmission for PM's & ICE review (7d prep & resub. + 7d ICE)																					
TWD-250	ELS - Obtain Approval	7	10-Nov-22	16-Nov-22	-71	ELS - Obtain Approval																					
TWD-520	ELS - Submit to GEO (Dewatering Proposal)	28	17-Nov-22	14-Dec-22	-71	ELS - Submit to GEO (Dewatering Proposal)																					
Sludge Thickening Building																											
TWD-200	ELS - Resubmission for PM's & ICE review (7d prep & resub. + 7d ICE)	14	26-May-22 A	12-Nov-22	-55	ELS - Resubmission for PM's & ICE review (7d prep & resub. + 7d ICE)																					
TWD-210	ELS - Obtain Approval	7	13-Nov-22	19-Nov-22	-55	ELS - Obtain Approval																					
TWD-540	ELS - Submit to GEO (Dewatering Proposal)	28	13-Nov-22	10-Dec-22	-30	ELS - Submit to GEO (Dewatering Proposal)																					
Tertiary Treatment System																											
TWD-150	ELS - Review by PM's & ICE review (28 d + 7d)	35	10-Jun-22 A	15-Nov-22	-111	ELS - Review by PM's & ICE review (28 d + 7d)																					
TWD-160	ELS - Resubmission for PM's & ICE review (7d prep & resub. + 7d ICE)	14	16-Nov-22	29-Nov-22	-111	ELS - Resubmission for PM's & ICE review (7d prep & resub. + 7d ICE)																					
TWD-170	ELS - Obtain Approval	7	30-Nov-22	06-Dec-22	-90	ELS - Obtain Approval																					
TWD-550	ELS - Submit to GEO (Dewatering Proposal)	28	30-Nov-22	27-Dec-22	-111	ELS - Submit to GEO (Dewatering Proposal)																					
Sludge Digester 1-3 & Utilities Corridor																											
TWD-360	ELS - Resubmission for PM's & ICE review (7d prep & resub. + 7d ICE)	14	21-Jun-22 A	07-Nov-22	-97	ELS - Resubmission for PM's & ICE review (7d prep & resub. + 7d ICE)																					
TWD-370	ELS - Obtain Approval	7	08-Nov-22	14-Nov-22	-91	ELS - Obtain Approval																					
TWD-560	ELS - Submit to GEO (Dewatering Proposal)	28	08-Nov-22	05-Dec-22	-97	ELS - Submit to GEO (Dewatering Proposal)																					
Sludge Digester 4-6																											
TWD-460	ELS - Prepare & Submission for PM's review	45	15-Nov-22	29-Dec-22	600	ELS - Prepare & Submission for PM's review																					
TWD-470	ELS - Review by PM's & ICE review (28 d + 7d)	35	30-Dec-22	02-Feb-23	600	ELS - Review by PM's & ICE review (28 d + 7d)																					
Sludge Dewatering and Underpass																											
TWD-260	ELS - Prepare & Submission for PM's review	45	30-Nov-22	13-Jan-23	503	ELS - Prepare & Submission for PM's review																					
TWD-270	ELS - Review by PM's & ICE review (28 d + 7d)	35	14-Jan-23	17-Feb-23	503	ELS - Review by PM's & ICE review (28 d + 7d)																					
Modification of Existing Emergency Bypass Chamber																											
TWD-650	ELS - Prepare & Submission for PM's review	45	30-Sep-22 A	11-Dec-22	180	ELS - Prepare & Submission for PM's review																					
TWD-660	ELS - Review by PM's & ICE review (28 d + 7d)	35	12-Dec-22	15-Jan-23	180	ELS - Review by PM's & ICE review (28 d + 7d)																					



- █ Remaining Level of Effort
- █ Actual Work
- █ Remaining Work
- █ Critical Remaining Work
- ◆ Milestone

Contract DC/2019/10 - YLEPP - Main Works for Stage 1

Monthly Progress Report No. 24 - 3MRP (Oct 2022)

Project ID : DWPr19_221114-5
 Layout : DC201910 MPR24-3MRP
 Page 1 of 13

Monthly Progress Report - 3MRP			
Date	Revision	Checked	Approved
31-Oct-22	Rev. 0		

Activity ID	Activity Name	Orig Dur	Early Start	Early Finish	Total Float	October					November					December					January					February		
						24					25					26					27					28		
						02	09	16	23	30	06	13	20	27	04	11	18	25	01	08	15	22	29	05				
TWD-670	ELS - Resubmission for PM's & ICE review (7d prep & resub. + 7d ICE)	14	16-Jan-23	29-Jan-23	180																							ELS - Resu
TWD-680	ELS - Obtain Approval	7	30-Jan-23	05-Feb-23	180																							EL
TWD-690	ELS - Submit to GEO (Dewatering Proposal)	28	30-Jan-23	26-Feb-23	184																							
Modification of Existing Inspection Chamber & Inlet Effluent Pipes from NSWSPS																												
TWD-700	ELS - Prepare & Submission for PM's review	45	26-Oct-22 A	13-Dec-22	85																							ELS - Prepare & Submission for PM's review
TWD-710	ELS - Review by PM's & ICE review (28 d + 7d)	35	14-Dec-22	17-Jan-23	85																							ELS - Review by PM's & ICE
TWD-720	ELS - Resubmission for PM's & ICE review (7d prep & resub. + 7d ICE)	14	18-Jan-23	31-Jan-23	85																							ELS - Re
Temporary pipework between PST Stage 1 and A-Tank Inlet [Delink proposal]																												
TWD-750	Hydraulic design - Prep(60d), Sub.&Review(45d), Comment&Resub (14d) & Approval (7d)	126	01-Nov-22	06-Mar-23	50																							
Temporary pumping and pipeworks between existing Detritor and PST Stage 1 [Delink proposal]																												
TWD-780	Hydraulic design - Prep(60d), Sub.&Review(45d), Comment&Resub (14d) & Approval (7d)	126	01-Nov-22	06-Mar-23	-76																							
Temporary Traffic Arrangement at Wang Lok Street																												
TWD-810	TTA - Engaga TTA Consultant	60	01-Nov-22	30-Dec-22	10																							TTA - Engaga TTA Consultant
TWD-820	TTA - Prepare/submit/review/approve TTA design and drawings to PM and TMLG	120	31-Dec-22	29-Apr-23	10																							
Contractor's Permanent Works Design (include ATAL)																												
AIP																												
Package 3A - Plant Service Water																												
AIP-520	E&M AIP Report for Plant Service Water - Resubmission for further review	45	20-Dec-21 A	21-Nov-22	33																							E&M AIP Report for Plant Service Water - Resubmission for further review
AIP-530	E&M AIP Report for Plant Service Water - Obtain Approval	7	22-Nov-22	28-Nov-22	33																							E&M AIP Report for Plant Service Water - Obtain Approval
Package 6A - Control & Monitoring System																												
AIP-200	Control & Monitoring System - Resubmission for further review	14	24-Jan-22 A	13-Nov-22	427																							Control & Monitoring System - Resubmission for further review
AIP-620	Control & Monitoring System - Obtain Approval	7	14-Nov-22	20-Nov-22	427																							Control & Monitoring System - Obtain Approval
Package 7A - Building Services System																												
AIP-240	BS System - Resubmission for further review	14	28-Mar-22 A	10-Nov-22	-128																							BS System - Resubmission for further review
AIP-250	BS System - Obtain Approval	7	11-Nov-22	17-Nov-22	-128																							BS System - Obtain Approval
Package 22A - Sampling System of YLEPP																												
AIP-910	Sampling System - Prepare & Submission for PM's review	45	05-Aug-22 A	11-Nov-22	247																							Sampling System - Prepare & Submission for PM's review
AIP-920	Sampling System - Review by PM's & ICE review (28 d + 7d)	35	12-Nov-22	16-Dec-22	247																							Sampling System - Review by PM's & ICE review (28 d + 7d)
AIP-930	Sampling System - Resubmission for further review	45	17-Dec-22	30-Jan-23	247																							Sampling
Package 23A - Security, Public Address and Communication System																												
AIP-950	SPC - Prepare & Submission for PM's review	45	01-Jun-22 A	20-Nov-22	247																							SPC - Prepare & Submission for PM's review
AIP-960	SPC - Review by PM's & ICE review (28 d + 7d)	45	21-Nov-22	04-Jan-23	247																							SPC - Review by PM's & ICE review (28 d + 7d)
AIP-970	SPC - Resubmission for further review	45	05-Jan-23	18-Feb-23	247																							
DDA																												
Package 1A - Hydraulic Detailed Design Approval (DDA) Report																												
DDA-1480	Hydraulic Detailed Design Approval - Resubmission for further review	45	25-Mar-22 A	25-Nov-22	156																							Hydraulic Detailed Design Approval - Resubmission for further review
DDA-1490	Hydraulic Detailed Design Approval - Obtain Approval	7	26-Nov-22	02-Dec-22	156																							Hydraulic Detailed Design Approval - Obtain Approval
Package 1B - General Notes and Typical Details Drawings for Civil, Structural and Geotechnical																												
DDA-1080	Contractor's Design for General Architecture, Civil, Structural & Geotechnical - Submit to GEO for comment and approval	28	27-Nov-22	24-Dec-22	36																							Contractor's Design for General Architecture, Civil, Structural & Geotechnical - Resubmission for further review
DDA-120	Contractor's Design for General Architecture, Civil, Structural & Geotechnical - Resubmission for further review	45	25-Mar-22 A	26-Nov-22	36																							Contractor's Design for General Architecture, Civil, Structural & Geotechnical - Resubmission for further review
DDA-130	Contractor's Design for General Architecture, Civil, Structural & Geotechnical - Obtain Approval	7	18-Dec-22	24-Dec-22	36																							Contractor's Design for General Architecture, Civil, Structural & Geotechnical - Obtain Approval
Package 2 - Tertiary Treatment System																												
DDA-140	Architectural for TTS - Prepare (60d), Sub. & Review(45d), Comment & Resub.(14d) & Approval (7d)	126	25-Dec-22	29-Apr-23	36																							
DDA-150	Foundation for TTS - Prepare (90d), Sub. & Review(45d), Comment & Resub.(14d) & Approval (7d), GEO (28d)	213	08-Oct-21 A	10-Apr-23	-85																							
DDA-160	Civil & Structural for TTS - Prepare (120d), Sub. & Review(45d), Comment & Resub.(14d) & Approval (7d)	187	25-Dec-22	29-Jun-23	-85																							
DDA-170	Civil Req. for TTS (Foundation design) - Prepare(27d), Sub. & Review(45d), Comment & Resub.(14d), GEO(28d)&	121	13-Jun-21 A	13-Nov-22	143																							Civil Req. for TTS (Foundation design) - Prepare(27d), Sub. & Review(45d), Comment & Resub.(14d), GEO(28d)&
DDA-180	Civil Req. for TTS (Superstruct. design) - Prepare (147d), Sub. & Review(45d), Comment & Resub.(14d) & Approv	213	11-Oct-21 A	07-Jan-23	266																							Civil Req. for TTS (Superstruct. design)
DDA-190	P&ID for TTS - Prepare (60d), Sub. & Review(45d), Comment & Resub.(14d) & Approval (7d)	213	31-Dec-21 A	29-Mar-23	266																							



- Remaining Level of Effort
- Actual Work
- Remaining Work
- Critical Remaining Work
- ◆ Milestone

Contract DC/2019/10 - YLEPP - Main Works for Stage 1

Monthly Progress Report No. 24 - 3MRP (Oct 2022)

Project ID : DWPr19_221114-5
 Layout : DC201910 MPR24-3MRP
 Page 2 of 13

Monthly Progress Report - 3MRP			
Date	Revision	Checked	Approved
31-Oct-22	Rev. 0		

Activity ID	Activity Name	Orig Dur	Early Start	Early Finish	Total Float	October					November				December				January			February
						24					25				26				27			28
						02	09	16	23	30	06	13	20	27	04	11	18	25	01	08	15	22
DDA-200	Mechanical for TTS - Prepare (60d), Sub. & Review(45d), Comment & Resub.(14d) & Approval (7d)	213	31-Dec-21 A	29-Mar-23	266																	
DDA-210	Electrical& Control for TTS - Prepare (60d), Sub. & Review(45d), Comment & Resub.(14d) & Approval (7d)	213	31-Dec-21 A	29-Mar-23	266																	
DDA-220	Building Services (BS) for TTS - Prepare (60d), Sub. & Review(45d), Comment & Resub.(14d) & Approval (7d)	126	29-Nov-22	03-Apr-23	261																	
Package 3 - Mainstream Bio-Reactor System																						
DDA-1530	VCAB for AGS&TTS - Prepare (30d), Sub. & Review(30d)	60	01-Nov-22	30-Dec-22*	1																	
DDA-240	Foundation for MBS - Prepare (97d), Sub. & Review(45d), Comment & Resub.(14d),GEO(28d)& Approval (7d)	230	18-Mar-22 A	10-May-23	25																	
DDA-250	Civil & Structural for MBS - Prepare (60d), Sub. & Review(45d), Comment & Resub.(14d) & Approval (7d)	180	17-Jan-23	15-Jul-23	-41																	
DDA-260	Civil Req. for MBS-AGS (Foundation design) - Prepare (60d), Sub. & Review(45d), Comment & Resub.(14d) & Ap	126	09-Jun-21 A	10-Dec-22	-50																	
DDA-270	Civil Req. for MBS-AGS (Superstruct. design) - Prepare (60d), Sub. & Review(45d), Comment & Resub.(14d) & Ap	126	01-Mar-22 A	16-Jan-23	-41																	
DDA-280	P&ID for MBS (60d), Sub. & Review(45d), Comment & Resub.(14d) & Approval (7d)	126	08-Oct-21 A	06-Jan-23	85																	
DDA-290	Mechanical for MBS - Prepare (60d), Sub. & Review(45d), Comment & Resub.(14d) & Approval (7d)	126	08-Oct-21 A	15-Feb-23	329																	
DDA-300	Electrical& Control for MBS - Prepare (60d), Sub. & Review(45d), Comment & Resub.(14d) & Approval (7d)	405	08-Oct-21 A	18-Oct-23	84																	
DDA-310	Building Services (BS) for MBS - Prepare (60d), Sub. & Review(45d), Comment & Resub.(14d) & Approval (7d)	324	28-Nov-22	17-Oct-23	85																	
Package 5A - Master Water Meter Room																						
DDA-360	Foundation for Master WM Room- Prepare (60d), Sub. & Review(45d), Comment & Resub.(14d),GEO(28d) & Ap	154	15-Feb-22 A	19-Jan-23	-54																	
DDA-370	Civil & Struct. for WM Room- Prepare (90d), Sub. & Review(45d), Comment & Resub.(14d) & Approval (7d)	156	15-Apr-22 A	15-Feb-23	-54																	
DDA-380	General Arrangement & Civil Req. for MWMC - Prepare (60d), Sub. & Review(45d), Comment & Resub.(14d) & Ap	126	20-Jan-23	25-May-23	33																	
DDA-390	P&ID for MWMC - MBS (60d), Sub. & Review(45d), Comment & Resub.(14d) & Approval (7d)	126	12-Dec-22	16-Apr-23	-54																	
Package 5B - Plant Service Water (PSW)																						
DDA-1040	Piping & Instrumentation Diagram (P&ID) - Prep(30d), Sub.&Review(28d), Comment&Resub (14d) & Approval (7d)	354	29-Nov-22	17-Nov-23	33																	
DDA-1050	Civil Requirement Drawings - Prep(60d), Sub.&Review(45d), Comment&Resub (14d) & Approval (7d)	126	12-Jun-21 A	27-Feb-23	97																	
DDA-1060	Electrical & Control for PSW - Prep(60d), Sub.&Review(45d), Comment&Resub (14d) & Approval (7d)	126	29-Nov-22	03-Apr-23	33																	
DDA-1070	Mechanical for PSW - Prep(60d), Sub.&Review(45d), Comment&Resub (14d) & Approval (7d)	354	29-Nov-22	17-Nov-23	33																	
Package 6 - Sludge Thickening Chemical and Dosing System																						
DDA-1120	P&ID for STCDS - Prepare (60d), Sub. & Review(45d), Comment & Resub.(14d) & Approval (7d)	335	14-Aug-21 A	14-Aug-23	336																	
DDA-1130	Mechanical for STCDS - Prepare (60d), Sub. & Review(45d), Comment & Resub.(14d) & Approval (7d)	340	15-Nov-21 A	14-Aug-23	336																	
DDA-1140	Electrical & Control for STCDS - Prepare (60d), Sub. & Review(45d), Comment & Resub.(14d) & Approval (7d)	315	30-Nov-21 A	26-Aug-23	325																	
DDA-1500	Fire Services Design for Sludge Thickening Building (STB)	320	08-Jul-22 A	14-Aug-23	541																	
DDA-1510	Plumbing and Drainage System Design for Sludge Thickening Building (STB)	320	07-Jul-22 A	14-Aug-23	541																	
DDA-1520	Mechanical Ventilation and Air conditional System Design for Sludge Thickening Building (STB)	320	16-Jun-22 A	14-Aug-23	541																	
DDA-440	Civil & Struct. for STCS, WGB & Guard Hse - Prepare (60d), Sub. & Review(45d), Comment & Resub.(14d) & Ap	250	09-Nov-21 A	02-Mar-23	45																	
DDA-440B	Civil Req. for STCDS - Prepare (60d), Sub. & Review(45d), Comment & Resub.(14d) & Approval (7d)	300	15-Nov-21 A	24-Mar-23	479																	
Package 7 - CLP Substation and 11kV Switchgear House																						
DDA-1160	Earthing & Lighting System Design Report - Prepare (28d), Sub. & Review(28d), Comment & Resub.(14d) & App	78	02-Jul-21 A	05-Nov-22	-67																	
DDA-1450	VCAB, FSD & WSD Design Report - Prepare (28d), Sub. & Review(28d), Comment & Resub.(14d) & Approval (7d)	78	02-Jul-21 A	24-Nov-22	-62																	
DDA-470	Electrical System for all facilities - Prepare (28d), Sub. & Review(28d), Comment & Resub.(14d) & Approval (7d)	78	01-Jun-21 A	16-Nov-22	-67																	
DDA-480	UPS System for CLPSub.&11kV Switchgear Hse - Prepare (102d), Sub. & Review(45d),Comment & Resub.(14d)&	168	03-Jun-21 A	17-Nov-22	-62																	
DDA-490	BS for CLP Sub. &11kV Switchgear Hse - Prepare (28d), Sub. & Review(28d), Comment & Resub.(14d) & Appro	78	01-Jun-21 A	16-Nov-22	-62																	
Package 8 - Advance Works and SCADA Relocation																						
DDA-520	BS for Advance Works - Prepare (60d), Sub. & Review(45d), Comment & Resub.(14d) & Approval (7d)	78	04-May-21 A	10-Nov-22	-18																	
DDA-530	E&M for Advance Works - SCADA Relocation - Prepare (60d), Sub. & Review(45d), Comment & Resub.(14d) & Ap	76	24-Jun-21 A	08-Nov-22	-18																	
Package 9 - Inlet Work (IW)																						
DDA-1170	Civil Req. Drawing for Inlet Work - Prepare (30d), Sub. & Review(30d), Comment & Resub.(14d) & Approval (7d)	82	04-Aug-21 A	23-Nov-22	-124																	
DDA-1180	PID for Inlet Work - Prepare (30d), Sub. & Review(30d), Comment & Resub.(14d) & Approval (7d)	120	10-Jul-21 A	09-Jan-23	63																	
DDA-1190	Mechanical for Inlet Work - Prepare (28d), Sub. & Review(28d), Comment & Resub.(14d) & Approval (7d)	120	09-Aug-21 A	09-Jan-23	63																	
DDA-1200	Electrical & Control for Inlet Work - Prepare (28d), Sub. & Review(28d), Comment & Resub.(14d) & Approval (7d)	120	30-Oct-21 A	09-Jan-23	63																	
DDA-1210	Building Services for Inlet Work - Prepare (28d), Sub. & Review(28d), Comment & Resub.(14d) & Approval (7d)	76	30-Mar-22 A	09-Jan-23	183																	
Package 10 - Primary Sedimentation Tank (PST)																						



- Remaining Level of Eff...
- Actual Work
- Remaining Work
- Critical Remaining Work
- ◆ Milestone

Contract DC/2019/10 - YLEPP - Main Works for Stage 1

Monthly Progress Report No. 24 - 3MRP (Oct 2022)

Project ID : DWPr19_221114-5
 Layout : DC201910 MPR24-3MRP
 Page 3 of 13

Monthly Progress Report - 3MRP			
Date	Revision	Checked	Approved
31-Oct-22	Rev. 0		

Activity ID	Activity Name	Orig Dur	Early Start	Early Finish	Total Float	October				November				December				January				February	
						24				25				26				27				28	
						02	09	16	23	30	06	13	20	27	04	11	18	25	01	08	15	22	29
DDA-1220	Civil Req. Drawing for PST - Prepare (46d), Sub. & Review(30d) ,Comment & Resub.(14d) & Approval (7d)	98	01-Jun-21 A	10-Nov-22	-162	Civil Req. Drawing for PST - Prepare (46d), Sub. & Review(30d) ,Comment & Resub.(14d) & Approval (7d)																	
DDA-1230	PID for PST - Prepare (46d), Sub. & Review(30d) ,Comment & Resub.(14d) & Approval (7d)	120	01-Jun-21 A	21-Dec-22	-118	PID for PST - Prepare (46d), Sub. & Review(30d) ,Comment & Resub.(14d) & Approval (7d)																	
DDA-1240	Mechanical for PST - Prepare (46d), Sub. & Review(30d) ,Comment & Resub.(14d) & Approval (7d)	120	01-Jun-21 A	16-Jan-23	-138	Mechanical for PST - Prepare (46d), Sub. & Review(30d) ,Comment & Resub.(14d) & Approval (7d)																	
DDA-1250	Electrical & Control for PST - Prepare (28d), Sub. & Review(28d) ,Comment & Resub.(14d) & Approval (7d)	48	31-Aug-21 A	16-Jan-23	-138	Electrical & Control for PST - Prepare (28d), Sub. & Review(28d) ,Comment & Resub.(14d) & Approval (7d)																	
DDA-1260	Building Services for PST - Prepare (28d), Sub. & Review(28d) ,Comment & Resub.(14d) & Approval (7d)	90	01-Oct-21 A	16-Jan-23	-138	Building Services for PST - Prepare (28d), Sub. & Review(28d) ,Comment & Resub.(14d) & Approval (7d)																	
Package 11 - Control and Monitoring System																							
DDA-580	Power Quality & Energy Management System (PQEMS) - Prep(28d), Sub.&Review(28d), Comment&Resub (14d)	130	02-Oct-21 A	30-Jan-23	77	Power Quality & Energy Management System (PQEMS) - Prep(28d), Sub.&Review(28d), Comment&Resub (14d)																	
Package 13 - Pipework System																							
DDA-1030	Pipeworks System for Sludge Digesters - Prep(60d),Sub.&Review(45d),Comment&Resub (14d) &Approval (7d)	126	18-Nov-22	23-Mar-23	167	Pipeworks System for Sludge Digesters - Prep(60d),Sub.&Review(45d),Comment&Resub (14d) &Approval (7d)																	
DDA-670	Pipeworks System for Primary Sedimentation Tanks (PST) - Prep(57d), Sub.&Review(45d), Comment&Resub(14d) &Approval (7d)	123	18-Sep-21 A	01-Dec-22	143	Pipeworks System for Primary Sedimentation Tanks (PST) - Prep(57d), Sub.&Review(45d), Comment&Resub(14d) &Approval (7d)																	
DDA-680	Pipeworks System for Biogas Holder (BH) - Prep(57d), Sub.&Review(45d), Comment&Resub (14d) & Approval (7d)	123	18-Sep-21 A	01-Dec-22	143	Pipeworks System for Biogas Holder (BH) - Prep(57d), Sub.&Review(45d), Comment&Resub (14d) & Approval (7d)																	
DDA-690	Pipeworks System for Sludge Dewatering Building (SDB) - Prep(60d),Sub.&Review(45d),Comment&Resub (14d) &Approval (7d)	126	18-Nov-22	23-Mar-23	167	Pipeworks System for Sludge Dewatering Building (SDB) - Prep(60d),Sub.&Review(45d),Comment&Resub (14d) &Approval (7d)																	
DDA-700	Pipeworks System for Utility Corridor&Pipe Portal (UC/PP) - Prep(103d),Sub.&Review(45d),Comment&Resub(14d) &Approval (7d)	126	18-Nov-22	23-Mar-23	1125	Pipeworks System for Utility Corridor&Pipe Portal (UC/PP) - Prep(103d),Sub.&Review(45d),Comment&Resub(14d) &Approval (7d)																	
Package 14 - Sludge Anaerobic Digestion System (SDT)																							
DDA-1290	Civil Req. Drawing for SDT - Prepare (47d), Sub. & Review(45d) ,Comment & Resub.(14d) & Approval (7d)	200	10-Jul-21 A	29-Apr-23	-94	Civil Req. Drawing for SDT - Prepare (47d), Sub. & Review(45d) ,Comment & Resub.(14d) & Approval (7d)																	
DDA-1300	PID for SDT - Prepare (47d), Sub. & Review(45d) ,Comment & Resub.(14d) & Approval (7d)	460	01-Jul-21 A	09-Dec-23	-94	PID for SDT - Prepare (47d), Sub. & Review(45d) ,Comment & Resub.(14d) & Approval (7d)																	
DDA-1310	Mechanical for SDT & UC/PP - Prepare (47d), Sub. & Review(45d) ,Comment & Resub.(14d) & Approval (7d)	460	10-Jul-21 A	09-Dec-23	-94	Mechanical for SDT & UC/PP - Prepare (47d), Sub. & Review(45d) ,Comment & Resub.(14d) & Approval (7d)																	
DDA-1320	Electrical & Control for SDT & UC/PP - Prepare (55d), Sub. & Review(45d) ,Comment & Resub.(14d) & Approval (7d)	460	02-Jul-21 A	09-Dec-23	-94	Electrical & Control for SDT & UC/PP - Prepare (55d), Sub. & Review(45d) ,Comment & Resub.(14d) & Approval (7d)																	
DDA-1340	Civil Req. Drawing for UC/PP - Prepare (47d), Sub. & Review(45d) ,Comment & Resub.(14d) & Approval (7d)	580	10-Jul-21 A	30-Mar-24	512	Civil Req. Drawing for UC/PP - Prepare (47d), Sub. & Review(45d) ,Comment & Resub.(14d) & Approval (7d)																	
Package 15 - Biogas H2S Removal, Storage and Delivery System																							
DDA-1350	Civil Req. Drawing for Biogas Storage&Delivery System - Prepare(28d),Sub& Review(28d),Comment&Resub(14d) &Approval (7d)	78	31-Aug-21 A	19-Nov-22	15	Civil Req. Drawing for Biogas Storage&Delivery System - Prepare(28d),Sub& Review(28d),Comment&Resub(14d) &Approval (7d)																	
DDA-1360	PID for Biogas H2S Removal, Storage and Delivery System - Prepare(28d),Sub& Review(28d),Comment&Resub(14d) &Approval (7d)	75	13-Jul-21 A	08-Jan-23	117	PID for Biogas H2S Removal, Storage and Delivery System - Prepare(28d),Sub& Review(28d),Comment&Resub(14d) &Approval (7d)																	
DDA-1370	Mechanical for Biogas H2S Removal System - Prepare(28d),Sub& Review(28d),Comment&Resub(14d) &Approval (7d)	78	05-Oct-21 A	15-Feb-23	67	Mechanical for Biogas H2S Removal System - Prepare(28d),Sub& Review(28d),Comment&Resub(14d) &Approval (7d)																	
DDA-1380	Electrical & Control for Biogas H2S Removal System - Prepare(28d),Sub& Review(28d),Comment&Resub(14d) &Approval (7d)	243	01-Dec-22	31-Jul-23	15	Electrical & Control for Biogas H2S Removal System - Prepare(28d),Sub& Review(28d),Comment&Resub(14d) &Approval (7d)																	
DDA-1390	Building Services for Biogas H2S Removal System - Prepare(28d),Sub& Review(28d),Comment&Resub(14d) &Approval (7d)	243	01-Dec-22	31-Jul-23	144	Building Services for Biogas H2S Removal System - Prepare(28d),Sub& Review(28d),Comment&Resub(14d) &Approval (7d)																	
DDA-1400	Civil Req. Drawing for Biogas H2S Removal System - Prepare(28d),Sub& Review(28d),Comment&Resub(14d) &Approval (7d)	78	07-Dec-21 A	16-Nov-22	15	Civil Req. Drawing for Biogas H2S Removal System - Prepare(28d),Sub& Review(28d),Comment&Resub(14d) &Approval (7d)																	
Package 16 - Deodorization Unit System																							
DDA-1410	PID for DOU System - Prepare(28d),Sub& Review(28d),Comment&Resub(14d) &Approval (7d)	78	03-Sep-21 A	08-Nov-22	354	PID for DOU System - Prepare(28d),Sub& Review(28d),Comment&Resub(14d) &Approval (7d)																	
DDA-1420	Mechanical for DOU No. 1 - Prepare(28d),Sub& Review(28d),Comment&Resub(14d) &Approval (7d)	78	04-Mar-22 A	16-Jan-23	346	Mechanical for DOU No. 1 - Prepare(28d),Sub& Review(28d),Comment&Resub(14d) &Approval (7d)																	
DDA-1430	Mechanical for DOU No. 2A and 2B - Prepare(28d),Sub& Review(28d),Comment&Resub(14d) &Approval (7d)	330	17-Jan-23*	12-Dec-23	346	Mechanical for DOU No. 2A and 2B - Prepare(28d),Sub& Review(28d),Comment&Resub(14d) &Approval (7d)																	
DDA-1440	Mechanical for DOU No. 3 - Prepare(28d),Sub& Review(28d),Comment&Resub(14d) &Approval (7d)	300	17-Jul-22 A	14-Aug-23	531	Mechanical for DOU No. 3 - Prepare(28d),Sub& Review(28d),Comment&Resub(14d) &Approval (7d)																	
Package 19 - Elevated Walkways																							
DDA-710	Civil & Structural for Elevated Walkways - Prep(60d), Sub.&Review(45d), Comment&Resub (14d) & Approval(7d), (CSD)	124	30-Nov-22*	02-Apr-23	880	Civil & Structural for Elevated Walkways - Prep(60d), Sub.&Review(45d), Comment&Resub (14d) & Approval(7d), (CSD)																	
Design out of ATAL's Scope																							
DDA-1540	Drainage systems at base slab / foundation levels - Prep(60d), Sub.&Review(45d), Comment&Resub (14d) & Approval(7d)	126	01-Nov-22	06-Mar-23	210	Drainage systems at base slab / foundation levels - Prep(60d), Sub.&Review(45d), Comment&Resub (14d) & Approval(7d)																	
DDA-1550	Rainwater drainage systems - Prep(60d), Sub.&Review(45d), Comment&Resub (14d) & Approval(7d)	126	01-Nov-22	06-Mar-23	1860	Rainwater drainage systems - Prep(60d), Sub.&Review(45d), Comment&Resub (14d) & Approval(7d)																	
DDA-1560	Street fire hydrant system - Prep(60d), Sub.&Review(45d), Comment&Resub (14d) & Approval(7d)	126	01-Nov-22	06-Mar-23	210	Street fire hydrant system - Prep(60d), Sub.&Review(45d), Comment&Resub (14d) & Approval(7d)																	
DDA-1570	BS at Education Corridor - Prep(60d), Sub.&Review(45d), Comment&Resub (14d) & Approval(7d)	126	01-Nov-22	06-Mar-23	1306	BS at Education Corridor - Prep(60d), Sub.&Review(45d), Comment&Resub (14d) & Approval(7d)																	
DDA-1580	Lift Installation at TTS - Prep(60d), Sub.&Review(45d), Comment&Resub (14d) & Approval(7d)	126	01-Nov-22	06-Mar-23	289	Lift Installation at TTS - Prep(60d), Sub.&Review(45d), Comment&Resub (14d) & Approval(7d)																	
DDA-1590	Motor-driven Entrance Gate - Prep(60d), Sub.&Review(45d), Comment&Resub (14d) & Approval(7d)	126	01-Nov-22	06-Mar-23	212	Motor-driven Entrance Gate - Prep(60d), Sub.&Review(45d), Comment&Resub (14d) & Approval(7d)																	
DDA-1600	BS for modification for existing Blower house - Prep(60d), Sub.&Review(45d), Comment&Resub (14d) & Approval(7d)	126	01-Nov-22	06-Mar-23	1269	BS for modification for existing Blower house - Prep(60d), Sub.&Review(45d), Comment&Resub (14d) & Approval(7d)																	
Technical Submission																							
Sludge Digesters (SD)																							
TS-740	(CSD) Found. for Sludge Digesters (SD) - Prep(60d), Sub.&Review(45d), Comment&Resub (14d), GEO (28d) & Appr	126	30-Sep-21 A	06-Mar-23	118	(CSD) Found. for Sludge Digesters (SD) - Prep(60d), Sub.&Review(45d), Comment&Resub (14d), GEO (28d) & Appr																	
TS-750	(CSD) Civil & Structural for Sludge Digesters (SD) - Prep(60d), Sub.&Review(45d), Comment&Resub (14d) & Appr	126	25-Sep-21 A	01-Dec-22	118	(CSD) Civil & Structural for Sludge Digesters (SD) - Prep(60d), Sub.&Review(45d), Comment&Resub (14d) & Appr																	
Environmental Submission (PS 34.12(4)(xx))																							
SUBM-1150	Employment of specialists or consultants	60	01-Nov-22	30-Dec-22	1776	Employment of specialists or consultants																	
Hazardous Area Classification and Fire Risk Assessment																							



- Remaining Level of Effort
- Actual Work
- Remaining Work
- Critical Remaining Work
- ◆ Milestone

Contract DC/2019/10 - YLEPP - Main Works for Stage 1

Monthly Progress Report No. 24 - 3MRP (Oct 2022)

Project ID : DWPr19_221114-5
 Layout : DC201910 MPR24-3MRP
 Page 4 of 13

Monthly Progress Report - 3MRP			
Date	Revision	Checked	Approved
31-Oct-22	Rev. 0		

Activity ID	Activity Name	Orig Dur	Early Start	Early Finish	Total Float	October					November					December					January					February	
						24					25					26					27					28	
						02	09	16	23	30	06	13	20	27	04	11	18	25	01	08	15	22	29	05			
TS-1800	Hazardous Area Classification and Fire Risk Assessment Specialist - Submission & Approval	20	31-Aug-21 A	01-Nov-22	143	Hazardous Area Classification and Fire Risk Assessment Specialist - Submission & Approval																					
TS-1810	Hazardous Area Classification Assessment - Prep(60), Sub.&Review(45d), Comment&resub(14d) & Approval (7d)	126	20-Sep-21 A	06-Dec-22	143	Hazardous Area Classification Assessment - Prep(60), Sub.&Review(45d), Comment&resub(14d) & Approval (7d)																					
TS-1820	Fire Risk Assessment - Prep(60), Sub.&Review(45d), Comment&resub(14d) & Approval (7d)	126	20-Sep-21 A	06-Dec-22	143	Fire Risk Assessment - Prep(60), Sub.&Review(45d), Comment&resub(14d) & Approval (7d)																					
Factory Acceptance Test Plans																											
SUBM-1090	Submit/review/approval Factory Acceptance Test Plans - Inlet pumps	120	01-Nov-22	28-Feb-23	275	Submit/review/approval Factory Acceptance Test Plans - Inlet pumps																					
SUBM-1100	Submit/review/approval Factory Acceptance Test Plans - Thickening centrifuges	120	01-Nov-22	28-Feb-23	368	Submit/review/approval Factory Acceptance Test Plans - Thickening centrifuges																					
SUBM-1110	Submit/review/approval Factory Acceptance Test Plans - Disc filter system	120	01-Nov-22	28-Feb-23	-125	Submit/review/approval Factory Acceptance Test Plans - Disc filter system																					
SUBM-1120	Submit/review/approval Factory Acceptance Test Plans - 11kV switchboards	120	01-Nov-22	28-Feb-23	-79	Submit/review/approval Factory Acceptance Test Plans - 11kV switchboards																					
SUBM-1130	Submit/review/approval Factory Acceptance Test Plans - SCADA system	120	01-Nov-22	28-Feb-23	-52	Submit/review/approval Factory Acceptance Test Plans - SCADA system																					
SUBM-1140	Employment of third-party independent surveyor for Factory Acceptance Tests	60	01-Nov-22	30-Dec-22	-125	Employment of third-party independent surveyor for Factory Acceptance Tests																					
Operation and Maintenance (O&M) Manuals and Installation Manuals (PS 34.20(11)(12)(13))																											
SUBM-1070	Submit/review/approval Operation and Maintenance (O&M) Manuals and Installation Manuals - 1st draft	60	01-Nov-22	30-Dec-22	-92	Submit/review/approval Operation and Maintenance (O&M) Manuals and Installation Manuals - 1st draft																					
SUBM-1200	Submit/review/approval Operation and Maintenance (O&M) Manuals and Installation Manuals - revised draft	60	31-Dec-22	28-Feb-23	83	Submit/review/approval Operation and Maintenance (O&M) Manuals and Installation Manuals - revised draft																					
Commissioning Plan and Procedures (PS34.20(10))																											
SUBM-1000	Submit/review/approval Commissioning Plan and Procedures - Early commissioning of IW	120	31-Dec-22	29-Apr-23	228	Submit/review/approval Commissioning Plan and Procedures - Early commissioning of IW																					
SUBM-1010	Submit/review/approval Commissioning Plan and Procedures - Early commissioning of PST	120	31-Dec-22	29-Apr-23	53	Submit/review/approval Commissioning Plan and Procedures - Early commissioning of PST																					
SUBM-1020	Submit/review/approval Commissioning Plan and Procedures - AGS	120	31-Dec-22	29-Apr-23	881	Submit/review/approval Commissioning Plan and Procedures - AGS																					
SUBM-1030	Submit/review/approval Commissioning Plan and Procedures - TTS	120	31-Dec-22	29-Apr-23	835	Submit/review/approval Commissioning Plan and Procedures - TTS																					
SUBM-1040	Submit/review/approval Commissioning Plan and Procedures - STB	120	31-Dec-22	29-Apr-23	840	Submit/review/approval Commissioning Plan and Procedures - STB																					
SUBM-1050	Submit/review/approval Commissioning Plan and Procedures - SDT	120	31-Dec-22	29-Apr-23	375	Submit/review/approval Commissioning Plan and Procedures - SDT																					
SUBM-1060	Submit/review/approval Commissioning Plan and Procedures - Biogas system	120	31-Dec-22	29-Apr-23	386	Submit/review/approval Commissioning Plan and Procedures - Biogas system																					
SUBM-1080	Employment of HOKLAS laboratory for commissioning test	60	01-Nov-22	30-Dec-22	53	Employment of HOKLAS laboratory for commissioning test																					
Material Submission, Procurement, Manufacturing and Delivery																											
Inlet Works																											
PRE-210	Submit/Procure/Manufacture/Deliver New Inlet Works Equip. - Screening system (fixed bar,coarse,fine)	300	16-Mar-21 A	01-Nov-22	135	Submit/Procure/Manufacture/Deliver New Inlet Works Equip. - Screening system (fixed bar,coarse,fine)																					
PRE-280	Submit/Procure/Manufacture/Deliver New Inlet Works Equip. - Conveyer and compactor	270	12-Apr-22 A	28-Jul-23	70	Submit/Procure/Manufacture/Deliver New Inlet Works Equip. - Conveyer and compactor																					
PRE-290	Submit/Procure/Manufacture/Deliver New Inlet Works Equip. - Grit Trap and classifier	270	18-Feb-22 A	28-Jul-23	-75	Submit/Procure/Manufacture/Deliver New Inlet Works Equip. - Grit Trap and classifier																					
PRE-300	Submit/Procure/Manufacture/Deliver New Inlet Works Equip. - LALG	270	28-Jul-22 A	28-Jul-23	-32	Submit/Procure/Manufacture/Deliver New Inlet Works Equip. - LALG																					
PRE-310	Submit/Procure/Manufacture/Deliver New Inlet Works Equip. - Penstocks and stoplogs	270	13-Sep-22 A	28-Jul-23	-137	Submit/Procure/Manufacture/Deliver New Inlet Works Equip. - Penstocks and stoplogs																					
PRE-320	Submit/Procure/Manufacture/Deliver New Inlet Works Equip. - MVAC-Ventilation Fan	210	01-Nov-22	29-May-23	122	Submit/Procure/Manufacture/Deliver New Inlet Works Equip. - MVAC-Ventilation Fan																					
PRE-330	Submit/Procure/Manufacture/Deliver New Inlet Works Equip. - DOU-01	330	26-May-22 A	26-Sep-23	-44	Submit/Procure/Manufacture/Deliver New Inlet Works Equip. - DOU-01																					
PRE-700	Submit/Procure/Manufacture/Deliver New Inlet Works Equip. - Inlet pumps (HF,LF,Drainage)	330	05-Jan-22 A	01-Nov-22	275	Submit/Procure/Manufacture/Deliver New Inlet Works Equip. - Inlet pumps (HF,LF,Drainage)																					
Primary Sedimentation Tanks																											
PRE-220	Submit/Procure/Manufacture/Deliver New Primary Sedimentation Tank Equip. - Inclined plate settler	225	08-Dec-21 A	01-Nov-22	78	Submit/Procure/Manufacture/Deliver New Primary Sedimentation Tank Equip. - Inclined plate settler																					
PRE-340	Submit/Procure/Manufacture/Deliver New Primary Sedimentation Tank Equip. - Bottom scraper	255	08-Sep-22 A	18-Jun-23	14	Submit/Procure/Manufacture/Deliver New Primary Sedimentation Tank Equip. - Bottom scraper																					
PRE-340a	Submit/Appoint manufacturer's representative for sludge bottom scraper (PS Cl. 35.26(7))	90	01-Nov-22	29-Jan-23	154	Submit/Appoint manufacturer's representative for sludge bottom scraper (PS Cl. 35.26(7))																					
PRE-350	Submit/Procure/Manufacture/Deliver New Primary Sedimentation Tank Equip. - IPS air scouring blower	255	27-Sep-22 A	18-Jun-23	-18	Submit/Procure/Manufacture/Deliver New Primary Sedimentation Tank Equip. - IPS air scouring blower																					
PRE-360	Submit/Procure/Manufacture/Deliver New Primary Sedimentation Tank Equip. - Scum pump and skimmer	255	29-Sep-22 A	18-Jun-23	128	Submit/Procure/Manufacture/Deliver New Primary Sedimentation Tank Equip. - Scum pump and skimmer																					
PRE-370	Submit/Procure/Manufacture/Deliver New Primary Sedimentation Tank Equip. - Primary sludge pump and grinder	255	29-Sep-22 A	18-Jun-23	63	Submit/Procure/Manufacture/Deliver New Primary Sedimentation Tank Equip. - Primary sludge pump and grinder																					
PRE-380	Submit/Procure/Manufacture/Deliver New Primary Sedimentation Tank Equip. - LALG	180	25-Jul-22 A	11-Apr-23	-134	Submit/Procure/Manufacture/Deliver New Primary Sedimentation Tank Equip. - LALG																					
PRE-390	Submit/Procure/Manufacture/Deliver New Primary Sedimentation Tank Equip. - Penstocks and stoplogs	270	13-Aug-22 A	20-Mar-23	-84	Submit/Procure/Manufacture/Deliver New Primary Sedimentation Tank Equip. - Penstocks and stoplogs																					
PRE-400	Submit/Procure/Manufacture/Deliver New Primary Sedimentation Tank Equip. - Pipeworks and valves	150	01-Nov-22	30-Mar-23	-182	Submit/Procure/Manufacture/Deliver New Primary Sedimentation Tank Equip. - Pipeworks and valves																					
Biogas Holder																											
PRE-270	Submit/Procure/Manufacture/Deliver Biogas Holding Tanks (membrane, steel tank and parts, instrumentation)	660	09-Jun-21 A	27-Aug-23	94	Submit/Procure/Manufacture/Deliver Biogas Holding Tanks (membrane, steel tank and parts, instrumentation)																					
PRE-410	Submit/Procure/Manufacture/Deliver Waster Gas Burner	300	19-Aug-21 A	27-Aug-23	962	Submit/Procure/Manufacture/Deliver Waster Gas Burner																					
PRE-420	Submit/Procure/Manufacture/Deliver H2S Removal System	510	25-Feb-22 A	27-Aug-23	460	Submit/Procure/Manufacture/Deliver H2S Removal System																					
PRE-430	Submit/Procure/Manufacture/Deliver Biogas booster and transfer pumps	360	01-Nov-22	26-Oct-23	34	Submit/Procure/Manufacture/Deliver Biogas booster and transfer pumps																					
Sludge Digester Tank																											



- Remaining Level of Eff...
- Actual Work
- Remaining Work
- Critical Remaining Work
- ◆ Milestone

Contract DC/2019/10 - YLEPP - Main Works for Stage 1

Monthly Progress Report No. 24 - 3MRP (Oct 2022)

Project ID : DWPr19_221114-5
Layout : DC201910 MPR24-3MRP
Page 5 of 13

Monthly Progress Report - 3MRP

Date	Revision	Checked	Approved
31-Oct-22	Rev. 0		

Activity ID	Activity Name	Orig Dur	Early Start	Early Finish	Total Float	October				November				December				January				February	
						24				25				26				27				28	
						02	09	16	23	30	06	13	20	27	04	11	18	25	01	08	15	22	29
PRE-440	Submit/Procure/Manufacture/Deliver Sludge Digester Tank - LALG for Pipe Portal	180	01-Nov-22	29-Apr-23	179																		
PRE-450	Submit/Procure/Manufacture/Deliver Sludge Digester Tank - Sludge Digester System	330	31-Aug-22 A	26-Sep-23	-20																		
PRE-460	Submit/Procure/Manufacture/Deliver Sludge Digester Tank - Draft tube mixer	390	01-Nov-22	25-Nov-23	-91																		
PRE-470	Submit/Procure/Manufacture/Deliver Sludge Digester Tank - MVAC-Jet fan	210	01-Nov-22	29-May-23	100																		
Sludge Thickening Building																							
PRE-250	Submit/Procure/Manufacture/Deliver Sludge Thickening System - Thickening Centrifuges	360	12-Nov-21 A	13-Jul-23	368																		
PRE-480	Submit/Procure/Manufacture/Deliver Sludge Thickening System - Polymer preparation system	240	01-Nov-22	28-Jun-23	383																		
PRE-490	Submit/Procure/Manufacture/Deliver Sludge Thickening System - DOU-03	330	01-Nov-22	26-Sep-23	542																		
PRE-500	Submit/Procure/Manufacture/Deliver Sludge Thickening System - Pump and jet mixer	300	01-Nov-22	27-Aug-23	323																		
PRE-510	Submit/Procure/Manufacture/Deliver Sludge Thickening System - LALG	210	01-Nov-22	29-May-23	413																		
PRE-520	Submit/Procure/Manufacture/Deliver Sludge Thickening System - MVAC	300	01-Nov-22	27-Aug-23	323																		
Mainstream Bio-Reactor																							
PRE-230	Submit/Procure/Manufacture/Deliver Main Stream Bio-Reactor E&M Equip. - AGS system	480	09-Sep-22 A	15-Jul-23	179																		
PRE-530	Submit/Procure/Manufacture/Deliver Main Stream Bio-Reactor E&M Equip. - Penstocks and stoplogs	345	01-Nov-22	11-Oct-23	282																		
PRE-540	Submit/Procure/Manufacture/Deliver Main Stream Bio-Reactor E&M Equip. - Chemical storage and dosing system	270	01-Nov-22	28-Jul-23	166																		
PRE-550	Submit/Procure/Manufacture/Deliver Main Stream Bio-Reactor E&M Equip. - Sludge pre-thickening system	510	10-Oct-22 A	15-Jul-23	179																		
PRE-560	Submit/Procure/Manufacture/Deliver Main Stream Bio-Reactor E&M Equip. - LALG	480	01-Nov-22	23-Feb-24	-44																		
PRE-570	Submit/Procure/Manufacture/Deliver Main Stream Bio-Reactor E&M Equip. - Instrumentation	450	01-Nov-22	24-Jan-24	268																		
PRE-580	Submit/Procure/Manufacture/Deliver Main Stream Bio-Reactor E&M Equip. - MVAC	210	01-Nov-22	29-May-23	226																		
Tertiary Treatment System																							
PRE-240	Submit/Procure/Manufacture/Deliver TTS Equip. - Disc Filter	600	27-Sep-22 A	23-Apr-24	-125																		
PRE-590	Submit/Procure/Manufacture/Deliver TTS Equip. - Chemical cleaning system	480	01-Nov-22	23-Feb-24	-65																		
PRE-600	Submit/Procure/Manufacture/Deliver TTS Equip. - UV disinfection system	510	08-Sep-22 A	01-Jul-23	172																		
PRE-610	Submit/Procure/Manufacture/Deliver TTS Equip. - Pumping system	495	19-Jul-22 A	01-Jul-23	172																		
PRE-620	Submit/Procure/Manufacture/Deliver TTS Equip. - LALG	180	01-Nov-22	29-Apr-23	235																		
PRE-630	Submit/Procure/Manufacture/Deliver TTS Equip. - Penstocks and stoplogs	435	01-Nov-22	09-Jan-24	-20																		
PRE-690	Submit/Procure/Manufacture/Deliver TTS Equip. - DOU-02	330	01-Nov-22	26-Sep-23	85																		
Electrical and Control System																							
PRE-640	Submit/Procure/Manufacture/Deliver Electrical and Control System - HVSB and Tx	270	27-Oct-21 A	28-Jul-23	-79																		
PRE-650	Submit/Procure/Manufacture/Deliver Electrical and Control System - LVSB	277	21-Oct-22 A	28-Jul-23	-79																		
PRE-660	Submit/Procure/Manufacture/Deliver Electrical and Control System - UPS	150	16-Mar-22 A	30-Mar-23	137																		
PRE-670	Submit/Procure/Manufacture/Deliver Electrical and Control System - Armoured Cable	270	01-Nov-22	28-Jul-23	-154																		
PRE-680	Submit/Procure/Manufacture/Deliver Electrical and Control System - SCADA and instrumentation	420	04-May-22 A	25-Dec-23	-52																		
PM and Contractor Accomodation																							
Project Manager's & Contractor Site Accommodation																							
MIC Section																							
PMCA-190	Installation of Green Roof	16	09-Nov-21 A	17-Nov-22	1608																		
Caving System																							
PMCA-270	Completion of Caving system	0		19-Oct-22 A																			
Statutory Submission & Approval																							
FSI, FSD and OP Requirements																							
FSI Submission & Approval																							
FSD-1030	PM Review	31	12-Nov-21 A	28-Nov-22	61																		
FSD-1040	Submission Period for FSD Review (Assumed 12 Months) - Full GBP+GBP for TOP1	367	29-Nov-22	30-Nov-23	61																		
Application Form Schedule EMSD (ATAL)																							
Phase 1																							
ATAL-FS-0010	Form 104 for Biogas Holder Tank 1 (Submission and Approval Period)	184	02-May-22 A	01-May-23	1317																		
HAZOP Study																							



- █ Remaining Level of Effort
- █ Actual Work
- █ Remaining Work
- █ Critical Remaining Work
- ◆ Milestone

Contract DC/2019/10 - YLEPP - Main Works for Stage 1

Monthly Progress Report No. 24 - 3MRP (Oct 2022)

Project ID : DWPr19_221114-5
 Layout : DC201910 MPR24-3MRP
 Page 6 of 13

Monthly Progress Report - 3MRP			
Date	Revision	Checked	Approved
31-Oct-22	Rev. 0		

Activity ID	Activity Name	Orig Dur	Early Start	Early Finish	Total Float	October				November				December				January				February	
						24				25				26				27				28	
						02	09	16	23	30	06	13	20	27	04	11	18	25	01	08	15	22	29
HAZOP-010	Engage Independent Consultant	20	01-Nov-22	20-Nov-22	-138	Engage Independent Consultant																	
IW and PST																							
HAZOP-Z1-010	HAZOP - Review Design / Installation HAZOP for IW PPST by independent consultant	30	21-Nov-22	20-Dec-22	-138	HAZOP - Review Design / Installation HAZOP for IW PPST by independent consultant																	
HAZOP-Z1-020	HAZOP - Re-submission of Design / Installation methodology	20	21-Dec-22	09-Jan-23	-138	HAZOP - Re-submission of Design / Installation methodology																	
HAZOP-Z1-030	HAZOP - Obtain Approval	7	10-Jan-23	16-Jan-23	-138	HAZOP - Obtain Approval																	
AGS System																							
HAZOP-Z2-010	HAZOP - Review Design / Installation HAZOP for AGS by independent consultant	30	21-Dec-22	19-Jan-23	329	HAZOP - Review Design / Installation HAZOP for AGS by independent consultant																	
HAZOP-Z2-020	HAZOP - Re-submission of Design / Installation methodology	20	20-Jan-23	08-Feb-23	329	HAZOP - Re-submission of Design / Installation methodology																	
TTS System																							
HAZOP-Z2-30	HAZOP - Review Design / Installation HAZOP for TTS by independent consultant	30	21-Nov-22	20-Dec-22	338	HAZOP - Review Design / Installation HAZOP for TTS by independent consultant																	
HAZOP-Z2-40	HAZOP - Re-submission of Design / Installation methodology	20	21-Dec-22	09-Jan-23	338	HAZOP - Re-submission of Design / Installation methodology																	
HAZOP-Z2-50	HAZOP - Obtain Approval	7	10-Jan-23	16-Jan-23	338	HAZOP - Obtain Approval																	
Biogas H2S Removal System																							
HAZOP-Z3-010	HAZOP - Review Design / Installation HAZOP for Biogas H2S Removal System by independent consultant	30	21-Dec-22	19-Jan-23	67	HAZOP - Review Design / Installation HAZOP for Biogas H2S Removal System by independent consultant																	
HAZOP-Z3-020	HAZOP - Re-submission of Design / Installation methodology	20	20-Jan-23	08-Feb-23	67	HAZOP - Re-submission of Design / Installation methodology																	
Sludge Thickening and Chemical System																							
HAZOP-Z3-30	HAZOP - Review Design / Installation HAZOP for STB by independent consultant	30	21-Nov-22	20-Dec-22	546	HAZOP - Review Design / Installation HAZOP for STB by independent consultant																	
HAZOP-Z3-40	HAZOP - Re-submission of Design / Installation methodology	20	21-Dec-22	09-Jan-23	546	HAZOP - Re-submission of Design / Installation methodology																	
HAZOP-Z3-50	HAZOP - Obtain Approval	7	10-Jan-23	16-Jan-23	546	HAZOP - Obtain Approval																	
Sludge Digestion System																							
HAZOP-Z3-60	HAZOP - Review Design / Installation HAZOP for SDT by independent consultant	30	21-Nov-22	20-Dec-22	233	HAZOP - Review Design / Installation HAZOP for SDT by independent consultant																	
HAZOP-Z3-70	HAZOP - Re-submission of Design / Installation methodology	20	21-Dec-22	09-Jan-23	233	HAZOP - Re-submission of Design / Installation methodology																	
HAZOP-Z3-80	HAZOP - Obtain Approval	7	10-Jan-23	16-Jan-23	233	HAZOP - Obtain Approval																	
DOU and PSW System																							
HAZOP-Z3-100	HAZOP - Re-submission of Design / Installation methodology	20	21-Dec-22	09-Jan-23	110	HAZOP - Re-submission of Design / Installation methodology																	
HAZOP-Z3-110	HAZOP - Obtain Approval	7	10-Jan-23	16-Jan-23	110	HAZOP - Obtain Approval																	
HAZOP-Z3-90	HAZOP - Review Design / Installation HAZOP for DOU and PSW by independent consultant	30	21-Nov-22	20-Dec-22	110	HAZOP - Review Design / Installation HAZOP for DOU and PSW by independent consultant																	
General Advance Works																							
NSWSPS Sensors																							
ATALGA-1160	CGS - Method Statement for Installation	101	03-Aug-21 A	21-Nov-22	451	CGS - Method Statement for Installation																	
ATALGA-1170	Procurement & Delivery of Sensor	101	03-Aug-21 A	21-Nov-22	451	Procurement & Delivery of Sensor																	
ATALGA-1260	Installation of pressure sensors at NSWSPS	22	22-Nov-22	16-Dec-22	358	Installation of pressure sensors at NSWSPS																	
Disc Filter (DF) Pilot Plant																							
ATALGA-1190	T&C	22	22-Sep-22 A	15-Nov-22	385	T&C																	
Dissolved Air Flotation (DAF) Pilot Plant																							
ATALGA-1200	T&C	11	21-Jul-22 A	12-Nov-22	243	T&C																	
ATALGA-1220	Post-commissioning	144	14-Nov-22	16-May-23	243	Post-commissioning																	
Aerobic Granular Sludge (AGS) Pilot Plant																							
ATALGA-1210	Seeding, process start-up and T&C	52	16-Jun-22 A	12-Nov-22	248	Seeding, process start-up and T&C																	
ATALGA-1270	Post-commissioning	139	14-Nov-22	10-May-23	248	Post-commissioning																	
Zone 1 Construction																							
Inlet Works (IW)																							
IW Foundation & ELS Works																							
IW Basement																							
IW Excavation Works & ELS																							
IW Zone A/D- ELS																							
Z1-IW-5770	IW- Strutting: 1st Layer @+4.0mPD	10	15-Aug-22 A	19-Nov-22	-115	IW- Strutting: 1st Layer @+4.0mPD																	
Z1-IW-5780	IW- Excavation: 2nd Layer +3.5 ~ 1.0mPD	5	21-Nov-22	25-Nov-22	-115	IW- Excavation: 2nd Layer +3.5 ~ 1.0mPD																	



- Remaining Level of Effort
- Actual Work
- Remaining Work
- Critical Remaining Work
- ◆ Milestone

Contract DC/2019/10 - YLEPP - Main Works for Stage 1

Monthly Progress Report No. 24 - 3MRP (Oct 2022)

Project ID : DWPr19_221114-5
 Layout : DC201910 MPR24-3MRP
 Page 7 of 13

Monthly Progress Report - 3MRP			
Date	Revision	Checked	Approved
31-Oct-22	Rev. 0		

Activity ID	Activity Name	Orig Dur	Early Start	Early Finish	Total Float	October				November				December				January				February
						24				25				26				27				28
						02	09	16	23	30	06	13	20	27	04	11	18	25	01	08	15	22
Z1-IW-5790	IW- Strutting: 2nd Layer @+1.5mPD	10	26-Nov-22	07-Dec-22	-115																	
Z1-IW-5800	IW- Excavation: 3rd Layer +1.0 ~ - 1.625mPD	8	08-Dec-22	16-Dec-22	-115																	
Z1-IW-5810	IW- Strutting: 3rd Layer @-1.125mPD	10	17-Dec-22	30-Dec-22	-115																	
Z1-IW-5820	IW- Excavation: 4th Layer -1.625 ~ -3.38mPD	7	31-Dec-22	09-Jan-23	-115																	
IW Zone C - ELS																						
Z1-IW-5670	IW- Excavation: 2nd layer +3.5~+1.0mPD	9	26-Sep-22 A	22-Oct-22 A																		
Z1-IW-5680	IW- Strutting: 2nd Layer @+2.50mPD	10	24-Oct-22 A	16-Nov-22	-107																	
Z1-IW-5690	IW- Excavation: 3rd Layer +1.0~-1.625mPD	10	17-Nov-22	28-Nov-22	-107																	
Z1-IW-5700	IW- Backprop installation	7	22-Dec-22	31-Dec-22	-107																	
Z1-IW-5710	IW- Excavation to Formation -1.625~-3.125mPD	5	03-Jan-23	07-Jan-23	-107																	
IW Base Slab																						
Z1-IW-6060	IW- Zone D - Pile Cap @-3.225mPD	27	10-Jan-23	16-Feb-23	-115																	
Z1-IW-6070	IW- Zone C - Pile Cap @-1.625mPD	20	29-Nov-22	21-Dec-22	-107																	
Z1-IW-6080	IW- Zone C - Pile Cap @-3.05mPD	27	09-Jan-23	15-Feb-23	-107																	
Primary Sedimentation Tank (PST)																						
PST Stage 1																						
Basement RC Works (Stage 1 - Southern Portion)																						
Southern Trench (Zone B)																						
Z1-PST-3630	PST(S1) - Install Reprops R1	3	17-Nov-22	19-Nov-22	-115																	
Z1-PST-3640	PST(S1) - Wall Erection of Formworks and RC Works (Ground Level)	10	24-Oct-22 A	08-Nov-22	-112																	
Z1-PST-3800	PST(S1) - Removal of S1	2	28-Sep-22 A	22-Oct-22 A																		
Northern Trench (Zone E1)																						
Z1-PST-3620	PST(S1) - Base Slab & Wall Erection of Formworks and RC Works (-1.125 mPD)	9	12-Sep-22 A	18-Oct-22 A																		
Z1-PST-4240	PST(S1) - Removal of S1	2	01-Nov-22	02-Nov-22	-141																	
Z1-PST-4260	PST(S1) - Wall Erection of Formworks and RC Works (Ground Level)	9	03-Nov-22	12-Nov-22	-141																	
Base Slab between Zone B and E1 (Zone B2)																						
Z1-PST-4572	PST(S1) - Excavation F.E.L. Level	9	08-Oct-22 A	28-Oct-22 A																		
Z1-PST-4582	PST(S1) - Base Slab	20	29-Oct-22 A	16-Nov-22	-139																	
Excavation Works (North Portion), (Excavation Volume: 3,840m3)																						
Z1-PST-4180	PST(S1) - Excavation F.E.L. Level (+1.875 mPD) (3,840m3, 1000m3/day) after stage 2 piling	8	10-Nov-22	18-Nov-22	-141																	
Basement RC Works (North Portion)																						
Z1-PST-4190	PST(S1) - Base Slab & Wall Erection of Formworks and RC Works (+3.00 mPD) after stage 2 piling	14	19-Nov-22	05-Dec-22	-141																	
Z1-PST-4200	PST(S1) - Wall Erection of Formworks and RC Works (Ground Level) after stage 2 piling	6	06-Dec-22	12-Dec-22	-141																	
PST Stage 2 of Works																						
PST Foundation - Stage 2 (At Remaining 2 Tanks, PST 5-6 Footprint)																						
Z1-PST-3980	PST Stage 2 - Pile Loading Test (Batch 2 PST: 75nos.+8 nos. of piles at TX1+Additional Piles)	13	26-Oct-22 A	04-Nov-22	-137																	
Z1-PST-4230	PST Stage 2 - Submit to GEO (28d)	28	01-Nov-22	28-Nov-22	72																	
PST Stage 2a Basement Construction Works																						
Excavation Works																						
Z1-PST-4302	PST Stage 2a - Excavation Level (+1.875 mPD) (4,656m3, 800m3/day)	6	05-Nov-22	11-Nov-22	94																	
Z1-PST-4312	PST Stage 2a - Excavation FEL Level (-1.125 mPD & -1.625mPD) (2,086m3, 500m3/day)	4	12-Nov-22	16-Nov-22	94																	
Basement RC Works																						
Z1-PST-4322	PST Stage 2a - Base Slab & Wall Erection of Formworks and RC Works (+3.00 mPD)	10	15-Dec-22	28-Dec-22	94																	
Z1-PST-4332	PST Stage 2a - Wall Erection of Formworks and RC Works (+3.85 mPD)	7	29-Dec-22	06-Jan-23	94																	
Z1-PST-4352	PST Stage 2a - Wall Erection of Formworks and RC Works (Ground Level)	11	07-Jan-23	19-Jan-23	94																	
Z1-PST-4372	PST Stage 2a - Base Slab & Wall Erection of Formworks and RC Works (+0.15 mPD)	14	17-Nov-22	02-Dec-22	94																	
Z1-PST-4382	PST Stage 2a - Wall Erection of Formworks and RC Works (+1.875 mPD)	10	03-Dec-22	14-Dec-22	94																	
PST Superstructure																						



- Remaining Level of Ef...
- Actual Work
- Remaining Work
- Critical Remaining Work
- ◆ Milestone

Contract DC/2019/10 - YLEPP - Main Works for Stage 1

Monthly Progress Report No. 24 - 3MRP (Oct 2022)

Project ID : DWPr19_221114-5
 Layout : DC201910 MPR24-3MRP
 Page 8 of 13

Monthly Progress Report - 3MRP

Date	Revision	Checked	Approved
31-Oct-22	Rev. 0		

Activity ID	Activity Name	Orig Dur	Early Start	Early Finish	Total Float	October					November					December					January					February	
						24					25					26					27					28	
						02	09	16	23	30	06	13	20	27	04	11	18	25	01	08	15	22	29	05			
Stage 1																											
RC Works																											
Z1-PST-3660	PST - Wall Erection of Formworks and RC Works (+7.5mPD)	8	13-Dec-22	21-Dec-22	-141																						
Z1-PST-3670	PST - Intermediate Slab (+7.88mPD) and Wall Erection (+9mPD) of Falseworks, Formworks and RC Works	10	22-Dec-22	05-Jan-23	-141																						
Z1-PST-3680	PST - Intermediate Slab of Falseworks, Formworks and RC Works (+9mPD)	15	06-Jan-23	30-Jan-23	-141																						
Stage 2a																											
RC Works																											
Z1-PST-4432	PST - Wall Erection of Formworks and RC Works (+7.5mPD)	6	27-Jan-23	02-Feb-23	94																						
PST Stage 1 - Early T&C (Delink PST Stage 1 Commissioning from IW)																											
Z2D-2160	Complete Demolition of PST4	0		05-Nov-22	133																						
CLP Substations No. 1 & 2																											
Civil Provision for CLP (drawpits & ductings)																											
CLP-1270	Ducting and Drawpits construction	45	01-Nov-22	22-Dec-22	-4																						
CLP Substation No. 1																											
CLP-1040	CLP Substation No.1 - BS and ABWF Works	30	10-Nov-22	14-Dec-22	-58																						
CLP-1070	CLP Substation No.1 - CLP Installation	90	23-Dec-22	21-Apr-23	-4																						
CLP-1280	CLP Substation No.1 - Structure Level +6 to +11.73mPD (1/F) incl. Waterproofing and Testing	14	08-Oct-22 A	09-Nov-22	-58																						
CLP-1290	CLP Substation No.1 - Structure Level +11.73 to +13.11mPD (R/F)	12	08-Nov-22	21-Nov-22	-38																						
CLP-1340	CLP Substation No.1 - E&M Installation	26	15-Nov-22	14-Dec-22	-58																						
CLP Substation No. 2																											
CLP-1050	CLP Substation No.2 - BS and ABWF Works	30	10-Nov-22	14-Dec-22	-58																						
CLP-1080	CLP Substation No.2 - CLP Installation	90	23-Dec-22	21-Apr-23	-4																						
CLP-1140	CLP Substation 1 & 2 - Ready for Handover to CLP and Early Section 1 Completion	0		14-Dec-22	-58																						
CLP-1300	CLP Substation No.2 - Structure Level +6 to +11.73mPD (1/F) incl. Waterproofing and Testing	14	08-Oct-22 A	09-Nov-22	-58																						
CLP-1310	CLP Substation No.2 - Structure Level +11.73 to +13.11mPD (R/F)	12	08-Nov-22	21-Nov-22	-38																						
CLP-1350	CLP Substation No.2 - E&M Installation	26	15-Nov-22	14-Dec-22	-58																						
DSD 11kV Switchgear																											
CLP-1060	DSD11KV Switchgear - BS and ABWF Works (excl. GRC Cladding Installation)	32	17-Nov-22	23-Dec-22	65																						
CLP-1110	DSD11KV Switchgear - Installation	78	24-Dec-22	04-Apr-23	65																						
CLP-1320	DSD11KV Switchgear - Structure Level +6 to +11.73mPD (1/F)	20	26-Oct-22 A	12-Nov-22	68																						
CLP-1330	DSD11KV Switchgear - Structure Level +11.73 to +13.11mPD (R/F)	12	14-Nov-22	26-Nov-22	70																						
Sludge Dewatering Building (SDB)																											
SDB Foundation & ELS - Stage 1																											
SDB GI - Pre-drilling Works																											
SDB At PST 2,4 Footprint																											
SDB-1350	PD4 w/ obstruction (PST4)	12	07-Nov-22	19-Nov-22	267																						
SDB-1360	PD5 w/ obstruction (PST4)	12	07-Nov-22	19-Nov-22	267																						
Administration Building (ADB)																											
Temporary Admin Office and Control Room																											
ADB-1040	Handover of Temp. Admin Office and Control Room	20	16-Nov-22	08-Dec-22	167																						
Temp Admin Office - MiC Section																											
ADB-1020A20	Construction/Installation	41	22-Jul-22 A	03-Nov-22	177																						
ADB-1020A30	E&M Installation and T&C	24	15-Aug-22 A	15-Nov-22	167																						
ADB-1020A40	Relocation of Admin Office (MiC)	18	16-Nov-22	06-Dec-22	169																						
ADB-1020A90	Completion of Admin Office (MiC)	0		06-Dec-22	170																						
ADB Demolition																											
ADB-1050	Demolition of Admin Bldg (23) and Document Centre (24)	20	10-Dec-22	05-Jan-23	167																						
ADB-1250	Relocation of Existing SCADA System of Admin Bldg (23) and Document Centre (24)	21	16-Nov-22	09-Dec-22	167																						



- Remaining Level of Effort
- Actual Work
- Remaining Work
- Critical Remaining Work
- ◆ Milestone

Contract DC/2019/10 - YLEPP - Main Works for Stage 1

Monthly Progress Report No. 24 - 3MRP (Oct 2022)

Project ID : DWPr19_221114-5
 Layout : DC201910 MPR24-3MRP
 Page 9 of 13

Monthly Progress Report - 3MRP			
Date	Revision	Checked	Approved
31-Oct-22	Rev. 0		

Activity ID	Activity Name	Orig Dur	Early Start	Early Finish	Total Float	October					November					December					January					February																	
						24					25					26					27					28					29												
						02	09	16	23	30	06	13	20	27	04	11	18	25	01	08	15	22	29	05																			
Zone 2 Construction																																											
Temporary Diversion																																											
Zone 2B : FST, Temporary RAS to Aeration Tanks																																											
Temporary RAS																																											
Z2B-1040	Temp RAS E&M installation *Calendar Day	18	15-Sep-22 A	01-Nov-22	-102						Temp RAS E&M installation *Calendar Day																																
Z2B-1180	Complete Zone 2B Temporary Diversion	0		09-Nov-22	-85						◆ Complete Zone 2B Temporary Diversion																																
Z2B-1190	Break Wall for connection to temporary RAS & Switch over	4	10-Nov-22	14-Nov-22	-85						■ Break Wall for connection to temporary RAS & Switch over																																
Z2B-1200	Laying of pipes from temp. RAS to Consolidation tanks & Aeration tanks	25	19-Aug-22 A	02-Nov-22	-85						■ Laying of pipes from temp. RAS to Consolidation tanks & Aeration tanks																																
Z2B-1210	T&C *Calendar Day	7	03-Nov-22	09-Nov-22	-103						■ T&C *Calendar Day																																
Z2B-1220	Plug-off abandoned pipes	1	15-Nov-22	15-Nov-22	-85						■ Plug-off abandoned pipes																																
Z2B-1230	Watertightness test to temp. RAS pumping station	7	30-Sep-22 A	27-Oct-22 A							■ Watertightness test to temp. RAS pumping station																																
Demolition Works																																											
Advance Works																																											
MBR-1540	MBR- G.I. Works batch 2 (4 nos., 1rig, nos. of G.I. subject to GEO Further Comment)	60	08-Jul-22 A	17-Nov-22	-38						■ MBR- G.I. Works batch 2 (4 nos., 1rig, nos. of G.I. subject to GEO Further Comment)																																
Other Existing Pumping Stations																																											
Z2T-152	Demolition of Return Activated Sludge Screw Pumps PS (16) & Chamber (33)	40	15-Nov-22	03-Jan-23	-80						■ Demolition of Return Activated Sludge Screw Pumps PS (16) & Chamber (33)																																
Z2T-154	Demolition of Flow Measurement Chamber (34) & SSD Chamber (32)	40	15-Nov-22	03-Jan-23	-80						■ Demolition of Flow Measurement Chamber (34) & SSD Chamber (32)																																
Final Sedimentation Tanks																																											
Z2T-200	Demolition of Mixed Liquor Distribution and Sludge Draw-off Chamber (37)	20	01-Nov-22	23-Nov-22	-72						■ Demolition of Mixed Liquor Distribution and Sludge Draw-off Chamber (37)																																
Mainstream Bio-Reactor & Auxiliary Facility (MBR and AF)																																											
MBR and AF Structure																																											
MBR - ELS Excavation & Demolition stage 1																																											
MBRAF-1460	MBR - Monitoring Installation	18	17-Nov-22	07-Dec-22	-55						■ MBR - Monitoring Installation																																
MBRAF-1540	MBR - Backfilling, advance coring for king post installation & wells installation	25	15-Jun-22 A	16-Nov-22	-59						■ MBR - Backfilling, advance coring for king post installation & wells installation																																
MBRAF-2090	Installation of king post by preboring (affected by existing A-tank)	30	17-Nov-22	21-Dec-22	-59						■ Installation of king post by preboring (affected by existing A-tank)																																
MBRAF-2270	Installation of king post by preboring (affected by existing RAS)	13	04-Jan-23	18-Jan-23	-80						■ Installation of king post by preboring (affected by existing RAS)																																
Southern Side																																											
Demolishing of PST 4																																											
MBRAF-2030	Demolishing 3/4 area of PST 4	20	30-Sep-22 A	01-Nov-22	-88						■ Demolishing 3/4 area of PST 4																																
MBRAF-2040	Backfilling of PST 4	12	21-Oct-22 A	05-Nov-22	-72						■ Backfilling of PST 4																																
Installation of 813mm casing																																											
MBRAF-2080	813 Casing Installation (South) (P195-P242, 48nos.@1.5 nos./day/rig, 1 rig) (after PST4 demolished)	32	07-Dec-22	16-Jan-23	-96						■ 813 Casing Installation (South) (P195-P242, 48nos.@1.5 nos./day/rig, 1 rig) (after PST4 demolished)																																
MBRAF-2340	813 Casing Installation (South) (P167-194, 28nos.@1.5 nos./day/rig, 1 rig)	19	29-Oct-22 A	06-Dec-22	-98						■ 813 Casing Installation (South) (P167-194, 28nos.@1.5 nos./day/rig, 1 rig)																																
Eastern Side																																											
Demolition of A-Tank																																											
MBRAF-2140	Demolishing of Existing Structure (above)	7	20-Sep-22 A	31-Oct-22 A							■ Demolishing of Existing Structure (above)																																
UU Diversion																																											
MBRAF-2120	375 Storm Drain Diversion	30	01-Nov-22	05-Dec-22	-87						■ 375 Storm Drain Diversion																																
Installation of 813mm casing																																											
MBRAF-2150	813 Casing Installation (East)(P067-P020, 48nos@ 1.5nos./day/rig, 1 rig) (affected by A-Tank)	32	24-Sep-22 A	12-Nov-22	-44						■ 813 Casing Installation (East)(P067-P020, 48nos@ 1.5nos./day/rig, 1 rig) (affected by A-Tank)																																
MBRAF-2160	813 Casing Installation (East)(P068-P100, 33nos@ 1.5nos./day/rig, 1 rig) (affected by UU diversion)	22	06-Dec-22	03-Jan-23	-85						■ 813 Casing Installation (East)(P068-P100, 33nos@ 1.5nos./day/rig, 1 rig) (affected by UU diversion)																																
Northern Side																																											
UU Diversion																																											
MBRAF-2170	Air duct - Cut and remove	18	22-Aug-22 A	03-Nov-22	-79						■ Air duct - Cut and remove																																
MBRAF-2190	450 Foul pipe - Cut and remove	30	20-Sep-22 A	26-Nov-22	-88						■ 450 Foul pipe - Cut and remove																																
MBRAF-2200	Conc. Blk. Installation and Backfilling Working Platform (NW and NE Corners)	20	08-Sep-22 A	21-Nov-22	-88						■ Conc. Blk. Installation and Backfilling Working Platform (NW and NE Corners)																																
MBRAF-2320	Remove the existing wall and penstock x 10nos (to be reserved)	12	01-Nov-22	14-Nov-22	-88						■ Remove the existing wall and penstock x 10nos (to be reserved)																																
Installation of 813mm casing																																											



- Remaining Level of Eff...
- Actual Work
- Remaining Work
- Critical Remaining Work
- ◆ Milestone

Contract DC/2019/10 - YLEPP - Main Works for Stage 1

Monthly Progress Report No. 24 - 3MRP (Oct 2022)

Project ID : DWPr19_221114-5
 Layout : DC201910 MPR24-3MRP
 Page 10 of 13

Monthly Progress Report - 3MRP			
Date	Revision	Checked	Approved
31-Oct-22	Rev. 0		

Activity ID	Activity Name	Orig Dur	Early Start	Early Finish	Total Float	October				November				December				January				February	
						24				25				26				27				28	
						02	09	16	23	30	06	13	20	27	04	11	18	25	01	08	15	22	29
Z3A-000110	Decommission Works for Existing Utilities Gallery	10	01-Nov-22	11-Nov-22	-118																		
Zone 3 North Portion (Z3N)																							
Demolition																							
Existing Sludge Thickening House (8, Air Floatation Thickener)																							
Z3S2-2030	Demolition of Existing Sludge Thickening House (8, Air Floatation Thickener) - Zone 1	12	26-Sep-22 A	04-Oct-22 A																			
Z3S2-2030a	Demolition of Existing Sludge Thickening House (8, Air Floatation Thickener) - Zone 3 (affected by Zone 2B Diversi	15	15-Nov-22	01-Dec-22	-56																		
Z3S2-2030c	Backfilling of Existing Sludge Thickening House (8, Air Floatation Thickener) - Zone 2	3	05-Oct-22 A	08-Oct-22 A																			
Z3S2-2040	Demolition of Consolidation Tank (7) C1 & C2	7	01-Nov-22	08-Nov-22	-7																		
New Sludge Thickening Building (STB)																							
STB : Pre-drilling Works																							
Z3S1a.7-70	Complete Pre-drilling Works for STB	0		23-Nov-22	9																		
Z3S3-3480	Pre-drilling Works (2 nos. STB-PD7,9)	20	01-Nov-22	23-Nov-22	-65																		
Z3S3-3490	Environment GI (4 nos., 7d/no., 2 rigs) & Submit RAP Report to EPD (30 days)	20	15-Nov-22	07-Dec-22	-39																		
STB : Driven H-pile																							
Batch 1																							
Z3S3-2091	STB - H-pile Testing (Batch 1)	21	01-Nov-22	24-Nov-22	-50																		
Z3S3-3370	STB - Submit to GEO (28d) (Batch 1)	28	25-Nov-22	29-Dec-22	81																		
Z3S3-3520	STB - Driven H-pile Zone P2 (33 nos., 1400m) @70m/day, 2rigs	24	11-Oct-22 A	29-Oct-22 A																			
Z3S3-3530	STB - Driven H-pile Zone P2A (5 nos., 265m) @40m/day, 1rig	7	12-Oct-22 A	29-Oct-22 A																			
Z3S3-3540	STB - Driven H-pile Zone P3 (12 nos., 636m) @30m/day, 1rig	21	17-Sep-22 A	31-Oct-22 A																			
Z3S3-3560	STB - Driven H-pile Zone P5 (1no) @40m/day, 1rig	9	26-Oct-22 A	29-Oct-22 A																			
Z3S3-3590	STB - Driven H-pile Finish (Batch 1)	0		31-Oct-22 A																			
Z3S3-3680	STB - Driven H-pile Zone P2B (5nos.) @40m/day, 1rig	7	20-Oct-22 A	31-Oct-22 A																			
STB : Foundation and ELS																							
STB Stage 1 ELS																							
Z3S3-2180	STB - Sheetpile Installation (3,997m2 @90m2/d/rig, 1rig) (Stage 1)	38	13-Dec-22	04-Feb-23	-65																		
Utility Corridor (UC5) (Connect to STB)																							
UC5 : Foundation and ELS Works																							
Z3S2-3070	UC5 - Site Setup & Mobilization	6	12-Nov-22	18-Nov-22	-65																		
Z3S2-3080	UC5 - Sheetpile Installation (1,806m2 @90m2/d)	20	19-Nov-22	12-Dec-22	-65																		
Z3S2-3090	UC5 - Monitoring Installation and Pumping Test	21	08-Dec-22	28-Dec-22	-61																		
Z3S2-3100	UC5 - ELS, Excavation (+6.0 to +4.0mPD) (526m3, 300m3/d)	2	29-Dec-22	30-Dec-22	-50																		
Z3S2-3110	UC5 - ELS, Strut Installation S1 (+4.0mPD)	5	31-Dec-22	06-Jan-23	-50																		
Z3S2-3120	UC5 - Marine Sediments Treatment and Disposal	14	31-Dec-22	17-Jan-23	-43																		
Z3S2-3130	UC5 - ELS, Excavation (+4.0 to -0.5mPD) (1184m3, 200m3/d)	6	07-Jan-23	13-Jan-23	-50																		
Z3S2-3140	UC5 - ELS, Strut Installation S2 (0mPD)	5	14-Jan-23	19-Jan-23	-50																		
Z3S2-3170	UC5 - ELS, Excavation (-0.5 to -4.125mPD) (953m3, 200m3/d)	5	27-Jan-23	01-Feb-23	-50																		
Zone 3 South Portion (Z3S)																							
Demolition																							
Existing Sludge Holding Tank SHT 1 (10)																							
Z3S1a.7-60	Completion Connection to Temporary SHT & Dewatering House	0		17-Oct-22 A																			
Z3S2-2010	Demolition of SHT 2 (10) (partial demolished, remaining demolish during ELS stage)	20	24-Oct-22 A	31-Oct-22 A																			
Z3S2.5-10	Demolition of Existing Water Heater House	25	18-Oct-22 A	31-Oct-22 A																			
Sludge Digester No. 1-3 (SD1-3)																							
SD1-3 : Foundation and ELS																							
SD1-3 : Sheetpiling																							
Z3S3-2060	Sludge Digester No. 1-3 - Sheet Piles Install Portion 2 (4,636m2, 120m2/d/rig, 1rig)	36	19-Sep-22 A	28-Dec-22	-75																		
Z3S3-3350	Sludge Digester No. 1-3 - Monitoring Installation and Pumping Test	28	06-Dec-22	02-Jan-23	-97																		



- Remaining Level of Effort
- Actual Work
- Remaining Work
- Critical Remaining Work
- ◆ Milestone

Contract DC/2019/10 - YLEPP - Main Works for Stage 1

Monthly Progress Report No. 24 - 3MRP (Oct 2022)

Project ID : DWPr19_221114-5
 Layout : DC201910 MPR24-3MRP
 Page 12 of 13

Monthly Progress Report - 3MRP			
Date	Revision	Checked	Approved
31-Oct-22	Rev. 0		

Activity ID	Activity Name	Orig Dur	Early Start	Early Finish	Total Float	October					November				December				January			February	
						24					25				26				27			28	
						02	09	16	23	30	06	13	20	27	04	11	18	25	01	08	15	22	29
SD1-3 : Excavation and Strut Installation																							
Z3S3-2110	Sludge Digester No. 1-3 - ELS Excavation (+5.0 to +4.3mPD, 4168m3 @ 500m3/d)	9	03-Jan-23	12-Jan-23	-78																		
Z3S3-2130	Sludge Digester No. 1-3 - Marine Sediments Treatment and Disposal	21	13-Jan-23	13-Feb-23	38																		
Z3S3-2140	Sludge Digester No. 1-3 - Strut Installation S1 (+4.8mPD)	8	13-Jan-23	28-Jan-23	-78																		
Biogas Holder No. 1 (BH1)																							
BH1 : Foundation																							
Z3BH-1000	Biogas Holder No. 1 - Band drain Installation for Ground Improvement	6	22-Nov-22	28-Nov-22	-118																		
Z3BH-1040	Biogas Holder No. 1 - Surcharge (concrete block placing and backfill)	30	06-Dec-22	12-Jan-23	-118																		
Z3BH-1050	Biogas Holder No. 1 - Consolidation	30	13-Jan-23	11-Feb-23	-145																		
Z3BH-1060	Biogas Holder No. 1 - Band drain Installation for Ground Improvement @ SHT 1 and existing water heater house f	6	29-Nov-22	05-Dec-22	-118																		
Zone 3 Middle Portion (Z3M)																							
Sludge Digester No. 4-6 (SD4-6)																							
SD4-6 : Foundation and ELS																							
Pre-drilling Works																							
Z3S8SD-1010	Sludge Digester No. 5-6 - Pre-drill (3 nos. SD-BH1,SD-BH3,SD-BH4)	48	18-Nov-22	16-Jan-23	703																		



- Remaining Level of Ef...
- Actual Work
- Remaining Work
- Critical Remaining Work
- ◆ Milestone

Contract DC/2019/10 - YLEPP - Main Works for Stage 1
Monthly Progress Report No. 24 - 3MRP (Oct 2022)

Project ID : DWPr19_221114-5
Layout : DC201910 MPR24-3MRP
Page 13 of 13

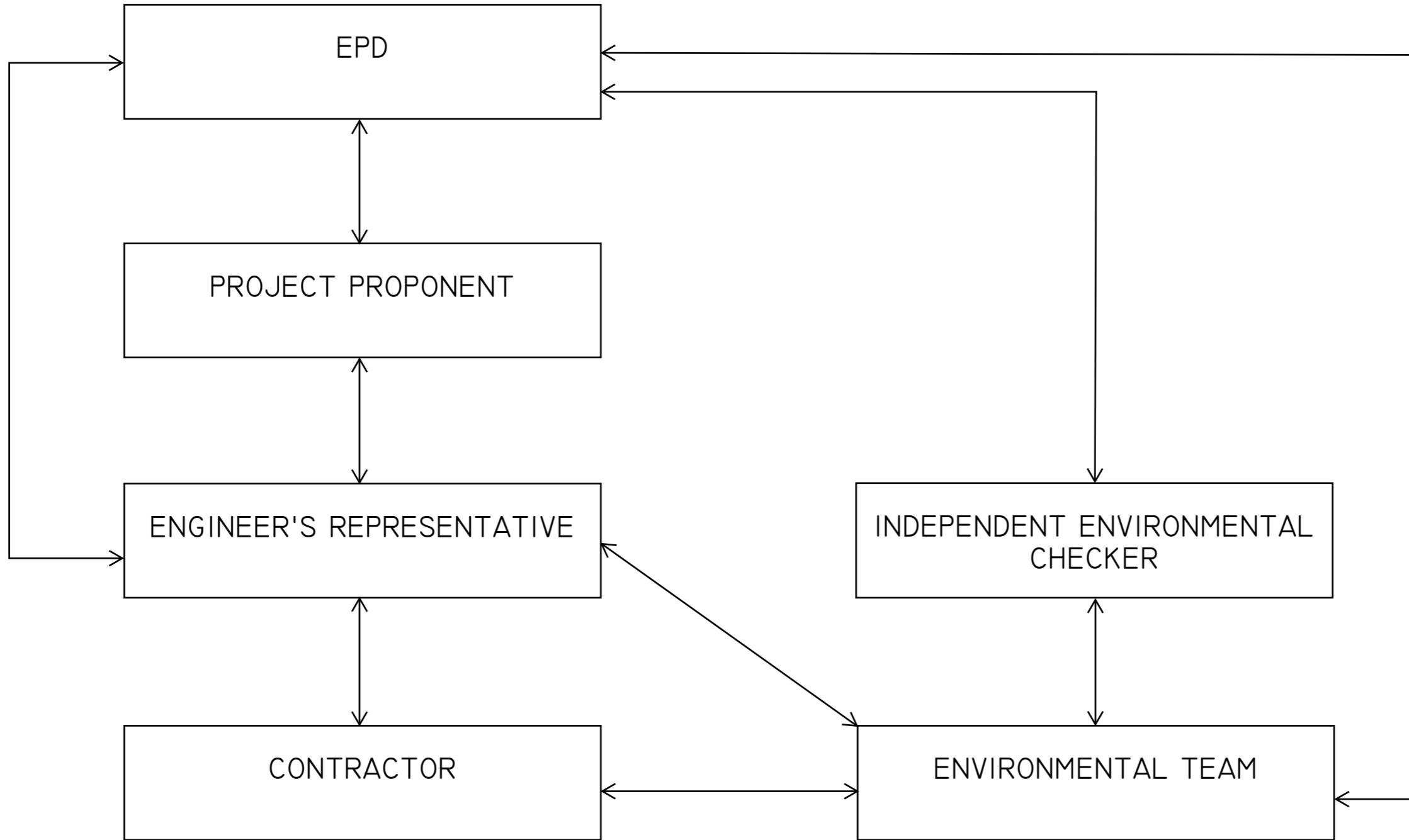
Monthly Progress Report - 3MRP			
Date	Revision	Checked	Approved
31-Oct-22	Rev. 0		

Appendix B

Project Organization Chart

LEGEND:

↔ LINE OF COMMUNICATION



PROJECT
項目

YUEN LONG EFFLUENT
POLISHING PLANT -
INVESTIGATION, DESIGN
AND CONSTRUCTION

CLIENT
業主



CONSULTANT
工程顧問公司

AECOM Asia Company Ltd.
www.aecom.com

SUB-CONSULTANTS
分判工程顧問公司

ISSUE/REVISION
修訂

I/R 修訂	DATE 日期	DESCRIPTION 內容摘要	CHK. 審核

STATUS
階段

SCALE
比例

A3 1 : 40000

DIMENSION UNIT
尺寸單位

METRES

KEY PLAN
索引圖

PROJECT NO.
項目編號

60505476

CONTRACT NO.
合約編號

CE 3/2015 (DS)

SHEET TITLE
圖紙名稱

PROJECT ORGANISATION

SHEET NUMBER
圖紙編號

This drawing has been prepared for the use of AECOM's client. It may not be used, modified, reproduced or related upon by third parties, except as agreed by AECOM or as required by law. AECOM accepts no responsibility, and denies any liability whatsoever, to any party that uses or relies on this drawing without AECOM's express written consent. Do not scale this document. All measurements must be obtained from the master dimensions.

Appendix C

Action and Limit Levels

Action and Limit Levels for Air Quality

Parameters	Action Level	Limit Level
1-hour TSP Level in $\mu\text{g}/\text{m}^3$	¹ For baseline level $\leq 384 \mu\text{g}/\text{m}^3$, Action level = $(\text{baseline level} * 1.3 + \text{Limit level})/2$; For baseline level $> 384 \mu\text{g}/\text{m}^3$, Action level = Limit level	500 $\mu\text{g}/\text{m}^3$

Notes:

1. The Action Level for 1-hour TSP Level:

a) $AM1 = (63 * 1.3 + 500) / 2 = 291 \mu\text{g}/\text{m}^3$;

b) $AM2 = (70 * 1.3 + 500) / 2 = 296 \mu\text{g}/\text{m}^3$.

Action and Limit Levels for Construction Noise

Time Period	Action Level	Limit Level
0700 - 1900 hours on normal weekdays	When one documented complaint is received	75 dB(A) *

Notes:

- If works are to be carried out during restricted hours, the conditions stipulated in the construction noise permit issued by the Noise Control Authority have to be followed.
- Correction of +3 dB(A) shall be made to the free field measurements.

Action and Limit Levels for Water Quality

Parameters	Action Levels	Limit Levels
<i>Construction Phase Water Quality Monitoring</i>		
DO in mg/L (Surface, Middle & Bottom) ²	<p><u>Surface & Middle</u> 5%-ile of baseline data for surface and middle layer.</p> <p><u>Bottom</u> 5%-ile of baseline data for bottom layer.</p>	<p><u>Surface & Middle</u> 4 mg/L or 1%-ile of baseline data for surface and middle layer.</p> <p><u>Bottom</u> 2 mg/L or 1%-ile of baseline data for bottom layer.</p>
SS in mg/L (depth-averaged ¹) ³	95%-ile of baseline data or 120% of upstream control station's SS recorded on the same day	99%-ile of baseline data or 130% of upstream control station's SS recorded on the same day
Turbidity in NTU (depth-averaged ¹) ³	95%-ile of baseline data or 120% of upstream control station's turbidity recorded on the same day	99%-ile of baseline data or 130% of upstream control station's turbidity recorded on the same day

Notes:

- "Depth-averaged" is calculated by taking the arithmetic means of reading of all three depths;
- For DO, non-compliance of the water quality limits occurs when monitoring result is lower than the limits;
- For SS and turbidity, non-compliance of the water quality limits occurs when monitoring result is higher than the limits.

Action and Limit Levels for Ecology

Active Ardeid Night Roost Survey

As there are no specific guidelines on noise thresholds for roosting ardeids, the Action and Limit levels specified in below table were based on study conducted on exploring behavioural responses of shorebirds to impulsive noise (Wright et al. 2010).

Time Period	Action Level	Limit Level
after 17:30 during dry season after 18:00 during wet season	65.5 dB(A) ¹	72.2 dB(A) ²

Notes:

1. Behavioural response of some kind more likely to occur
2. Flight with abandonment of the site becomes the most likely outcome of the disturbance

Ecological Monitoring of Birds

Method	Parameters	Action Level ³	Limit Level ³
Transect	Abundance of all avifauna species (including but not only limited to overwintering waterbirds) in the community	Significant decline ^{1,2} in any of these parameters during the current monitoring month relative to the corresponding month during the baseline survey.	Significant decline in any of these parameters for three consecutive months.
	Species diversity of all avifauna species (including but not only limited to overwintering waterbirds) in the community		
	Abundance of species with conservation importance only		
	Species diversity of species with conservation importance only		
Point Count	Abundance of all avifauna species (including but not only limited to overwintering waterbirds) in the community		
	Species diversity of all avifauna species (including but not only limited to overwintering waterbirds) in the community		
	Abundance of species with conservation importance only		
	Species diversity of species with conservation importance only		

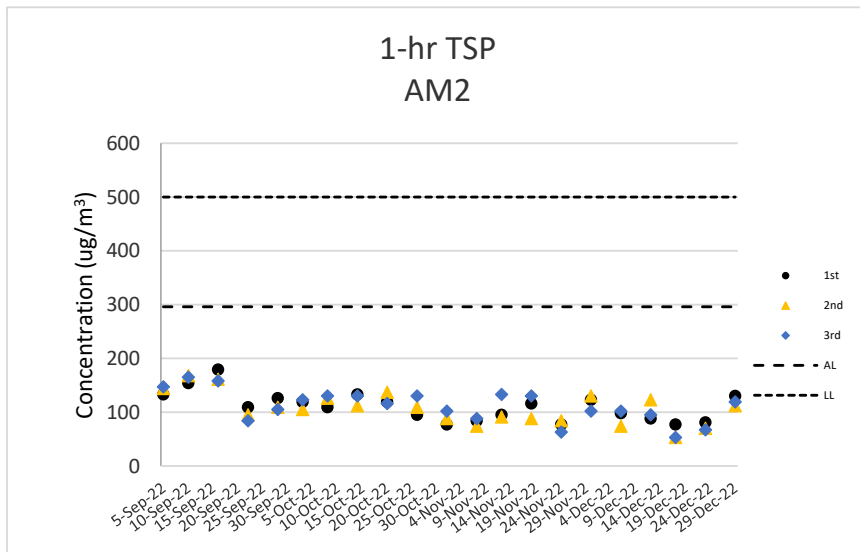
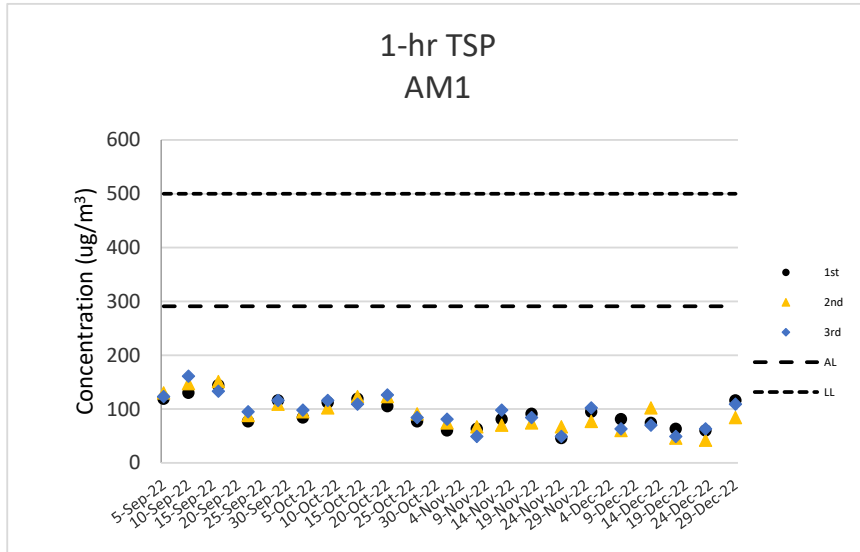
Notes:

1. Significant decline in abundance will be determined using two-tailed t-test, $\alpha = 0.05$.
2. Significant decline in species diversity will be determined using the Hutcheson t-test, two tailed.
3. Response will be triggered if any of the above level is reached for each parameter.

Appendix D

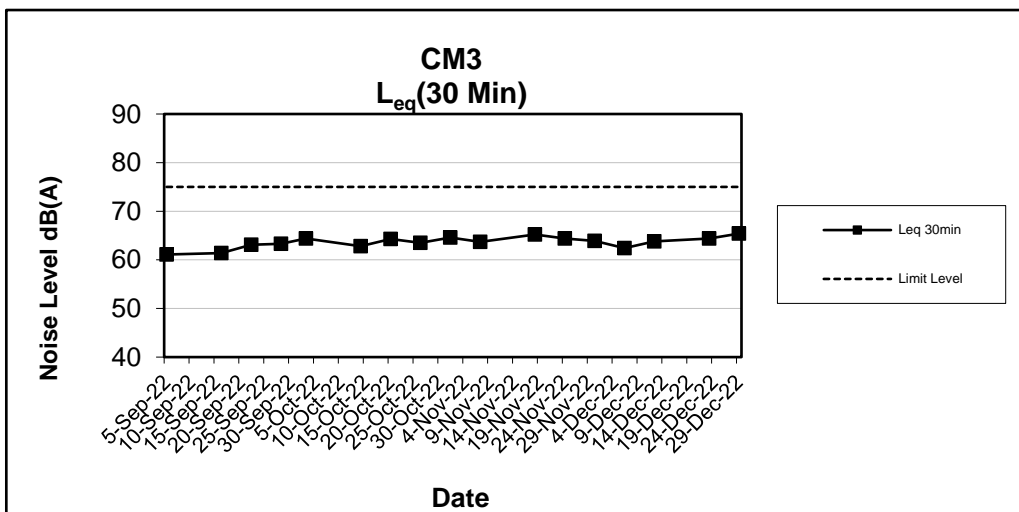
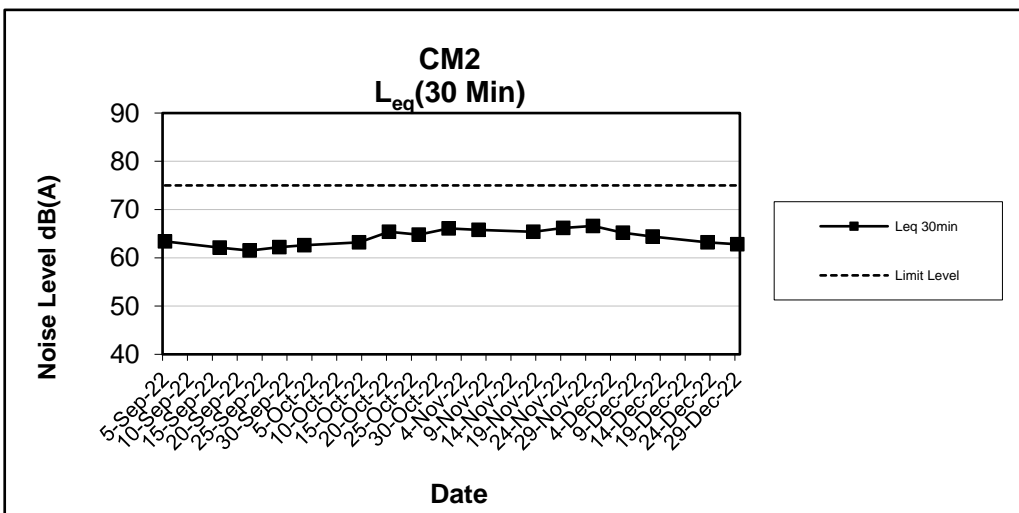
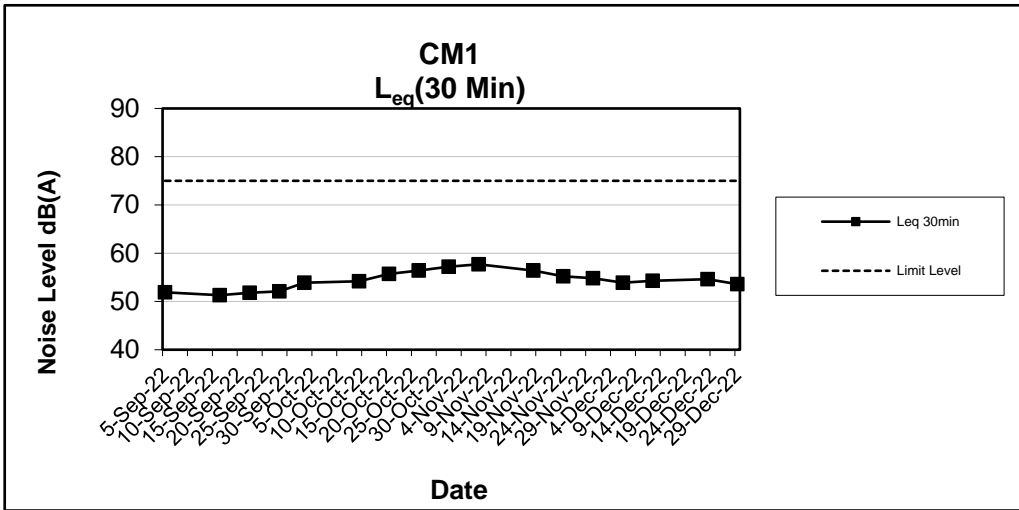
Graphical Presentation of Monitoring Data

Air Quality Monitoring Results



Air Quality Monitoring Results

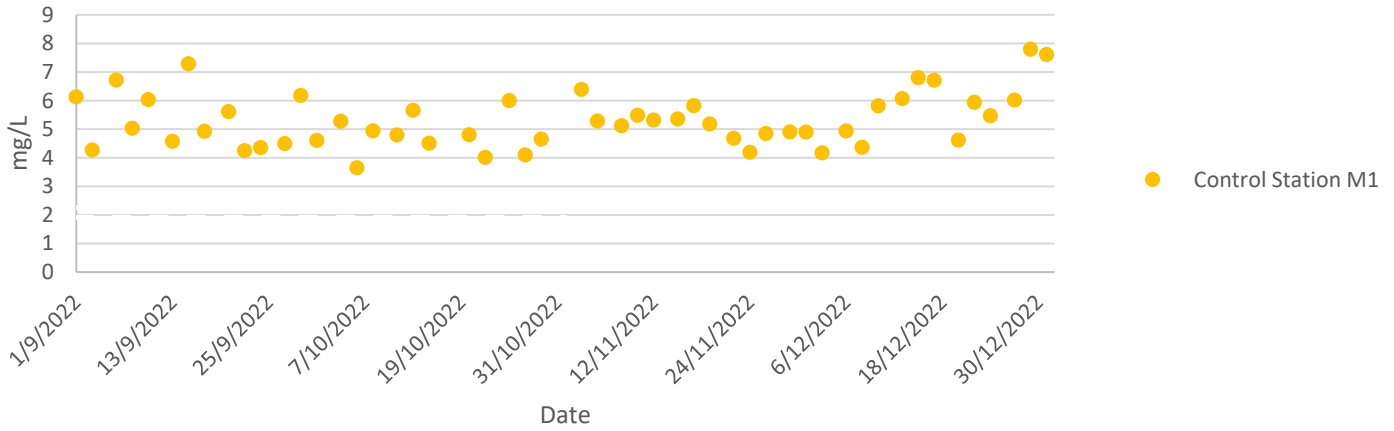
Noise Monitoring Results



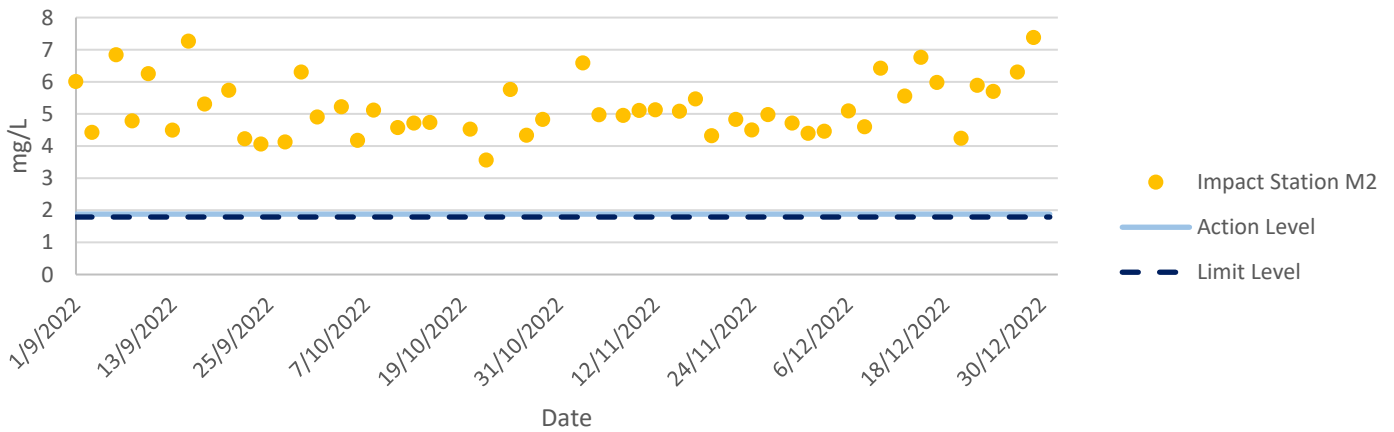
Noise Monitoring Results

Water Quality Monitoring Results

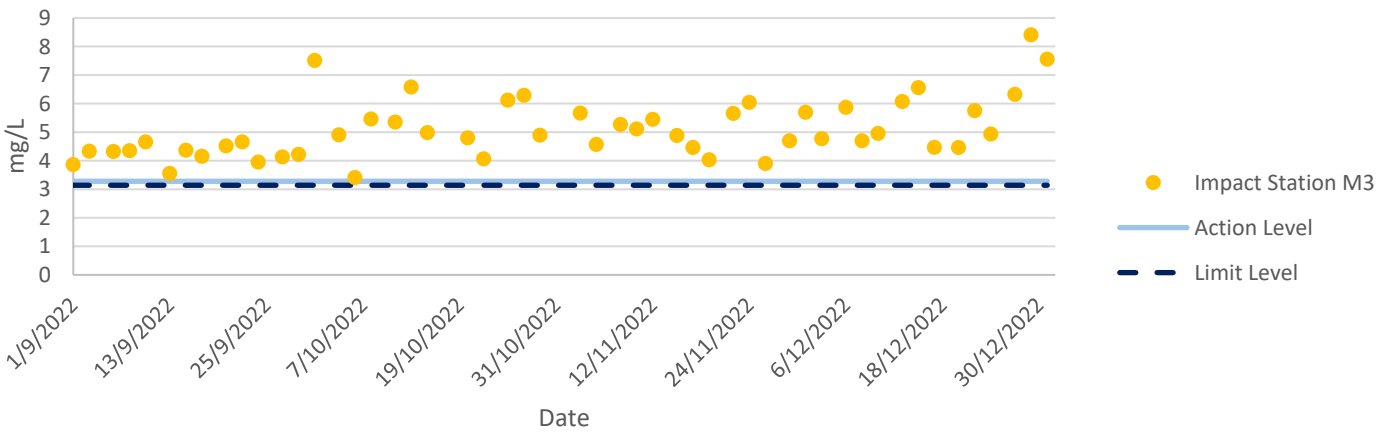
Dissolved Oxygen at Mid-Flood Tide



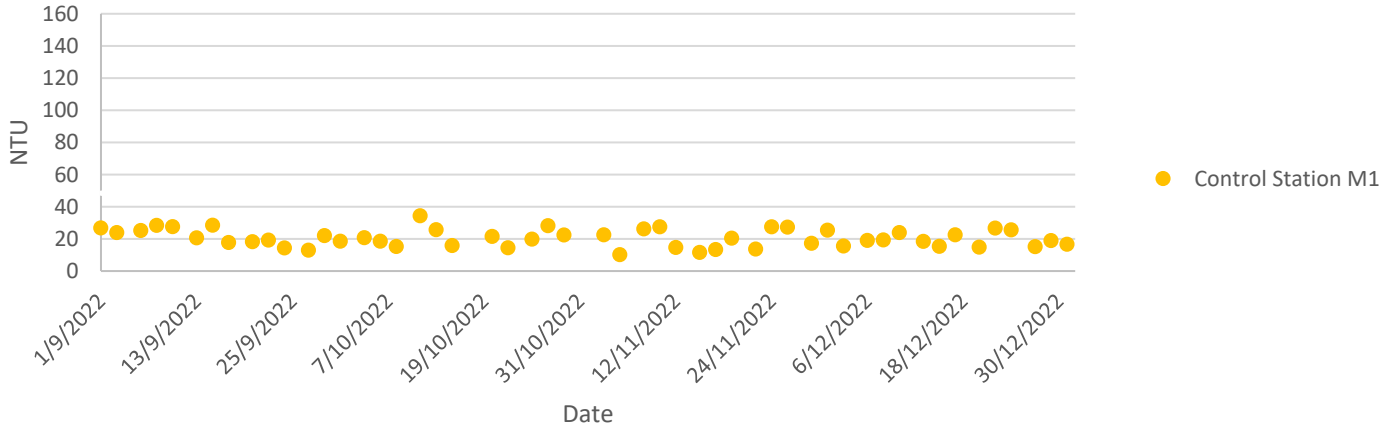
Dissolved Oxygen at Mid-Flood Tide



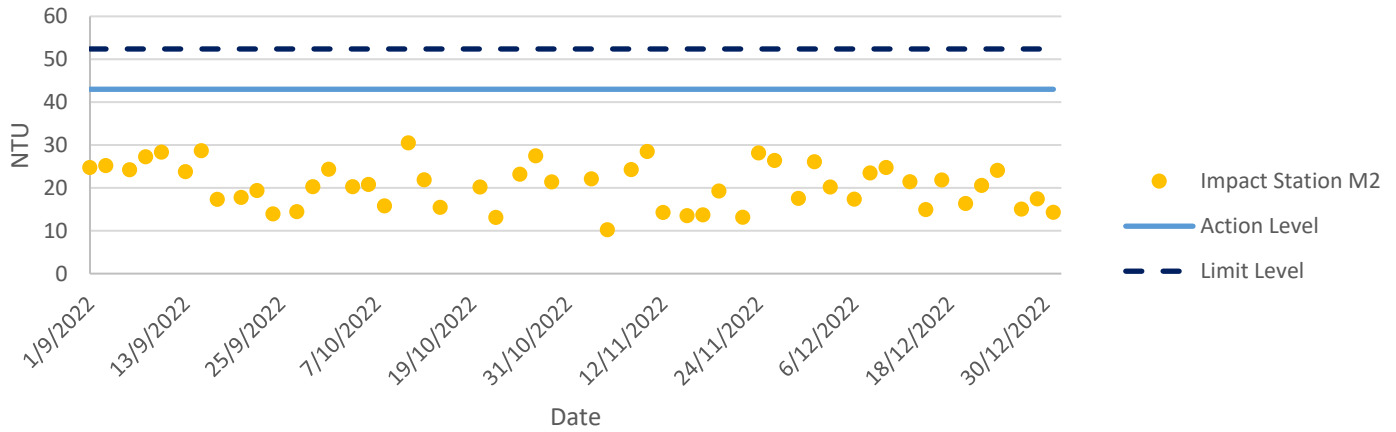
Dissolved Oxygen at Mid-Flood Tide



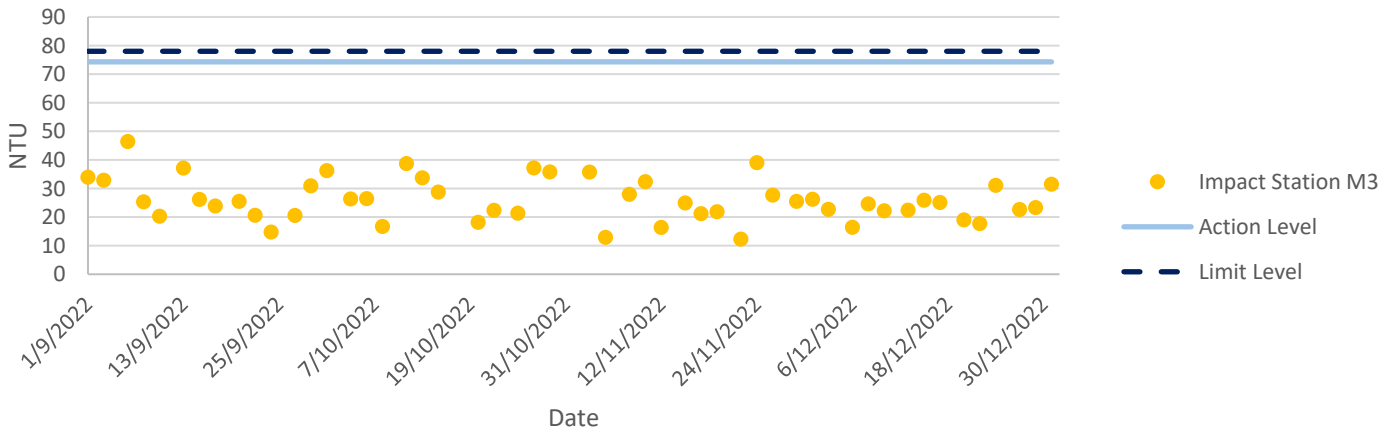
Turbidity at Mid-Flood Tide



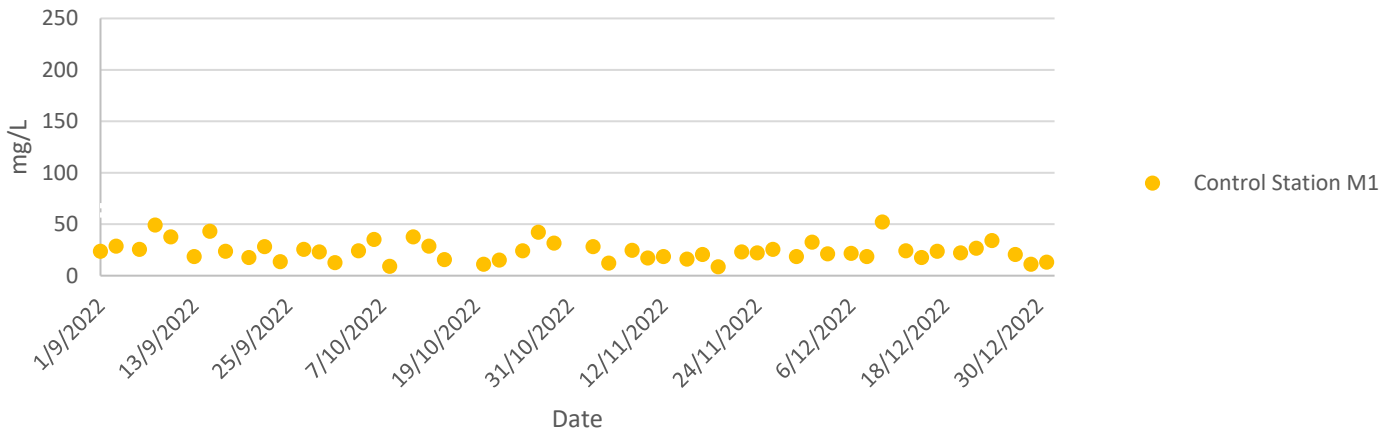
Turbidity at Mid-Flood Tide



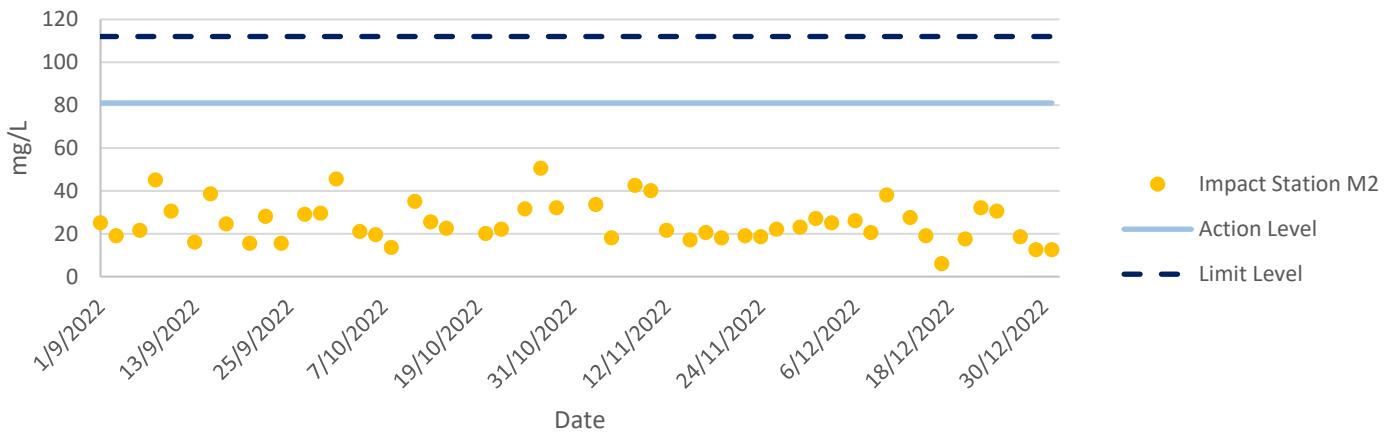
Turbidity at Mid-Flood Tide



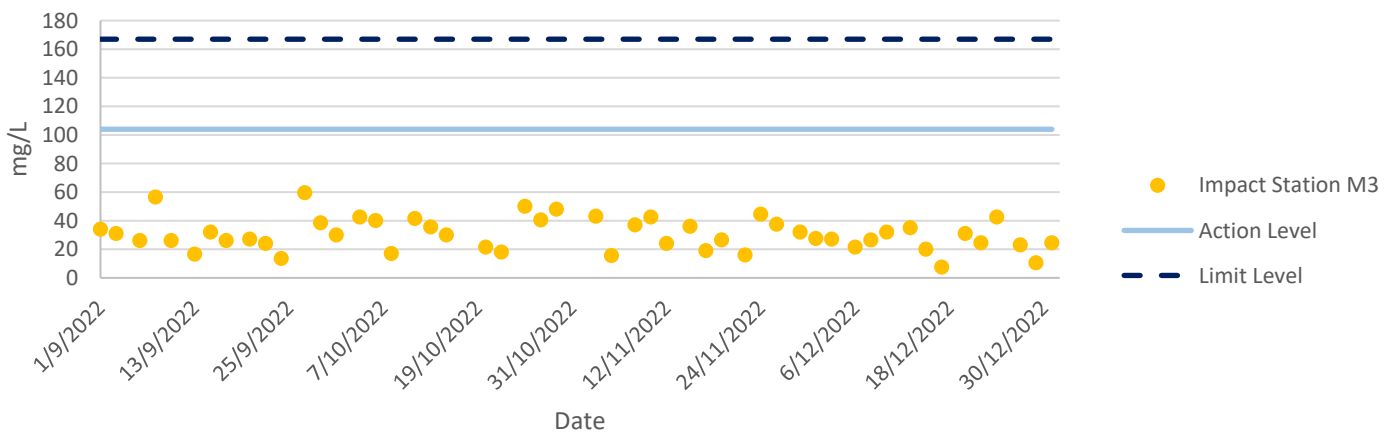
Total Suspended Solids at Mid-Flood Tide



Total Suspended Solids at Mid-Flood Tide

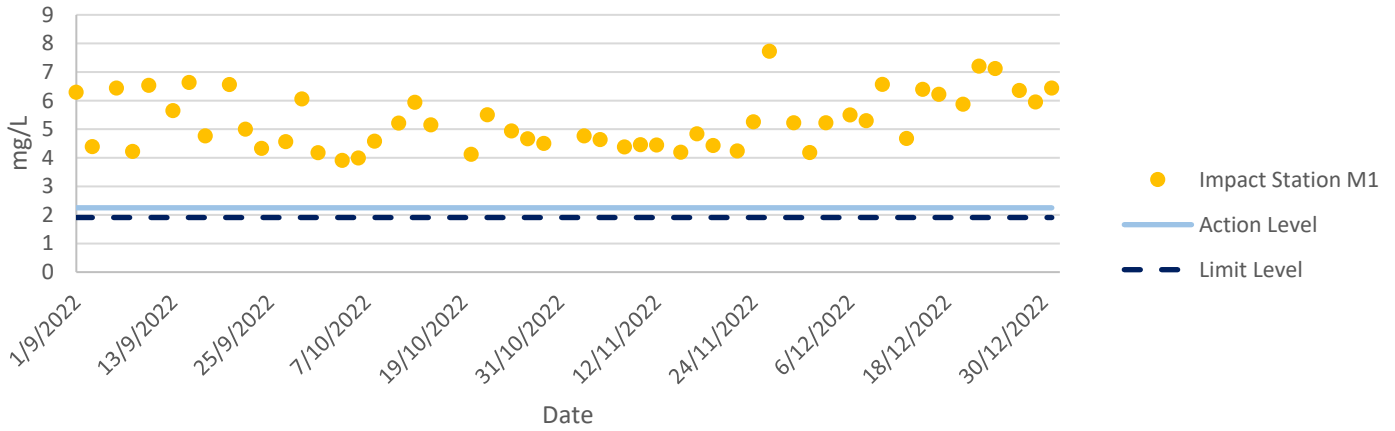


Total Suspended Solids at Mid-Flood Tide

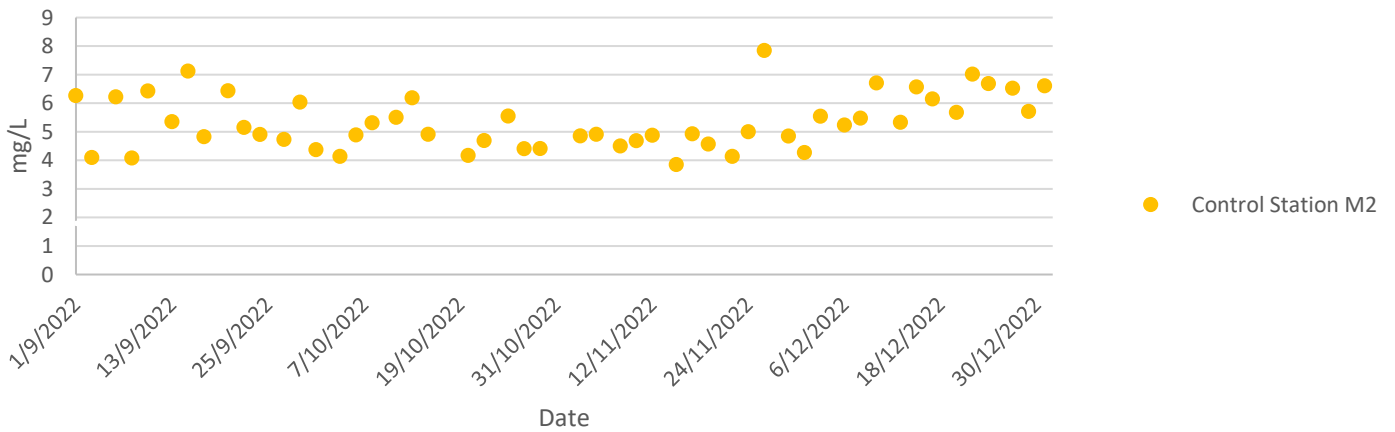


Water Quality Monitoring Results

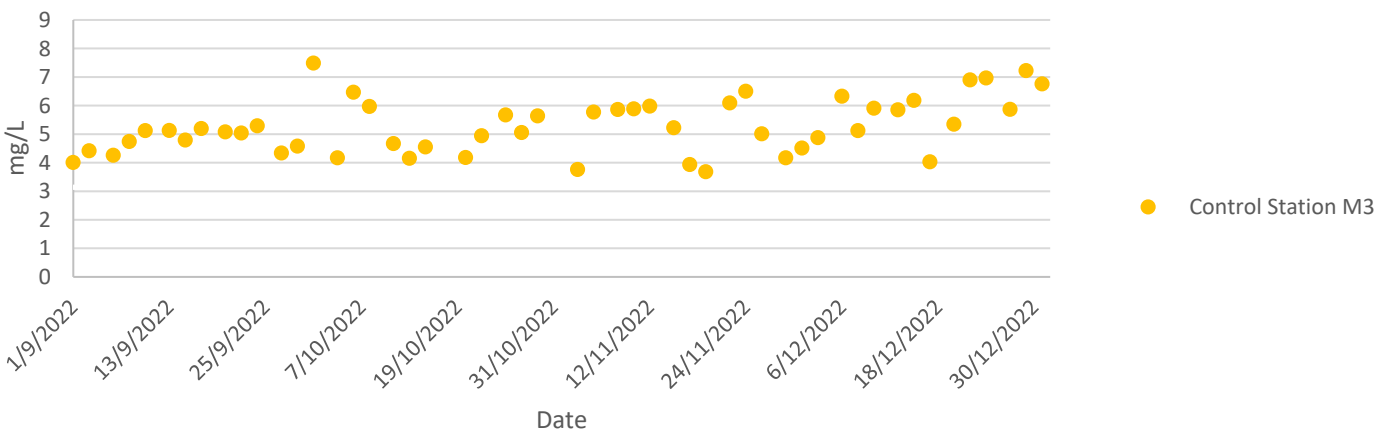
Dissolved Oxygen at Mid-Ebb Tide



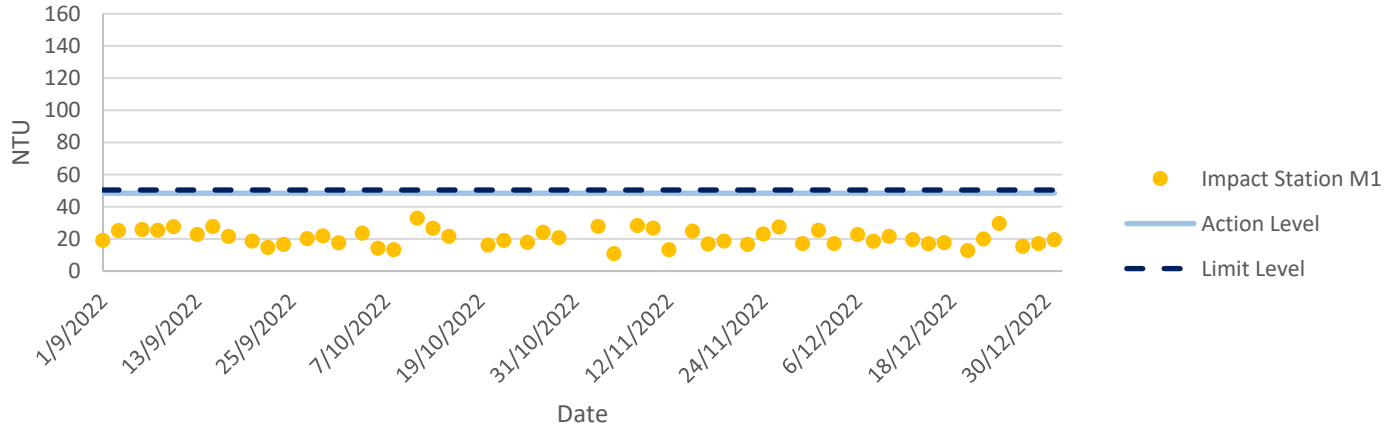
Dissolved Oxygen at Mid-Ebb Tide



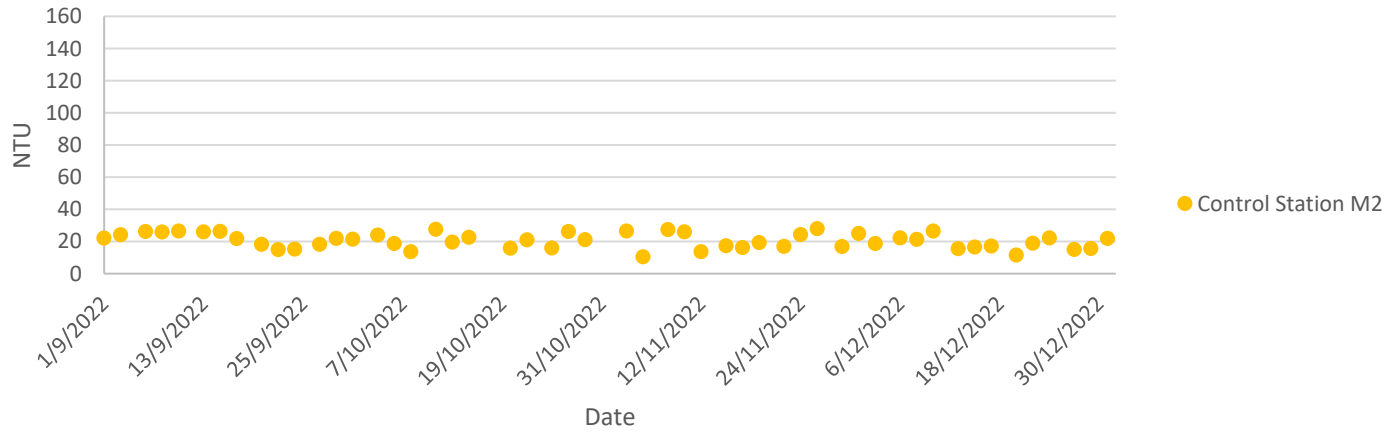
Dissolved Oxygen at Mid-Ebb Tide



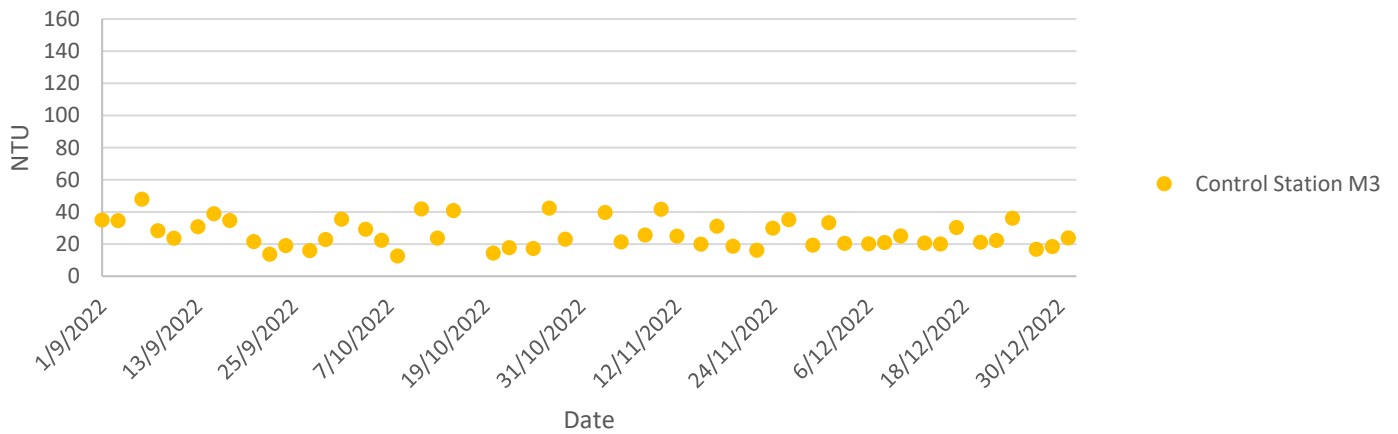
Turbidity at Mid-Ebb Tide



Turbidity at Mid-Ebb Tide

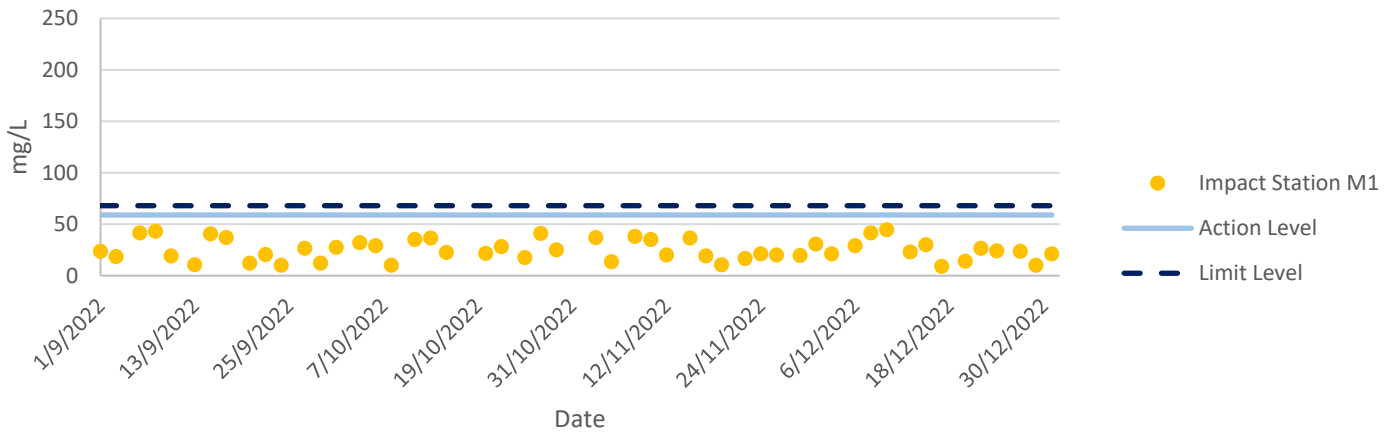


Turbidity at Mid-Ebb Tide

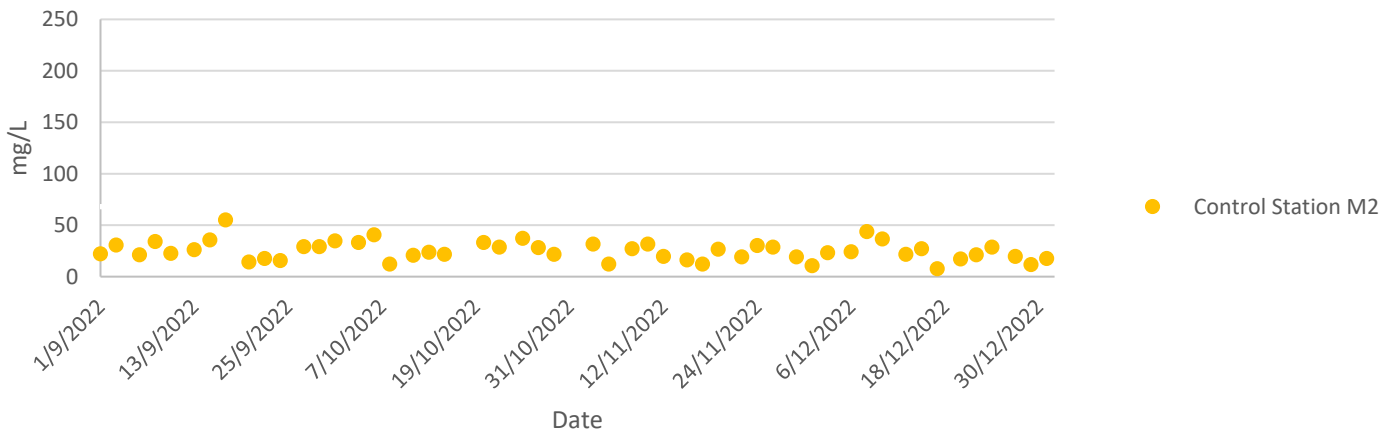


Water Quality Monitoring Results

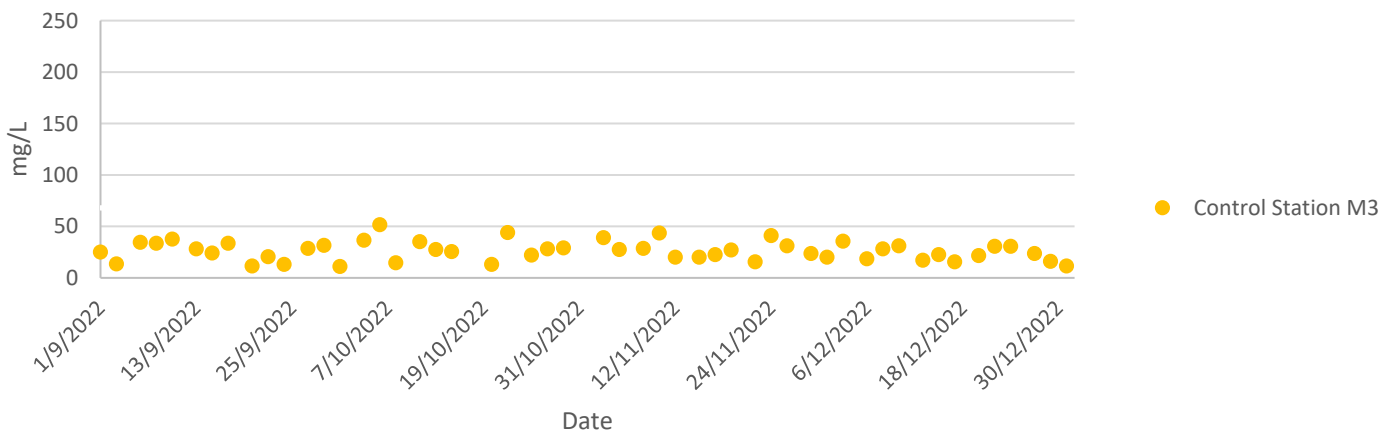
Total Suspended Solids at Mid-Ebb Tide



Total Suspended Solids at Mid-Ebb Tide



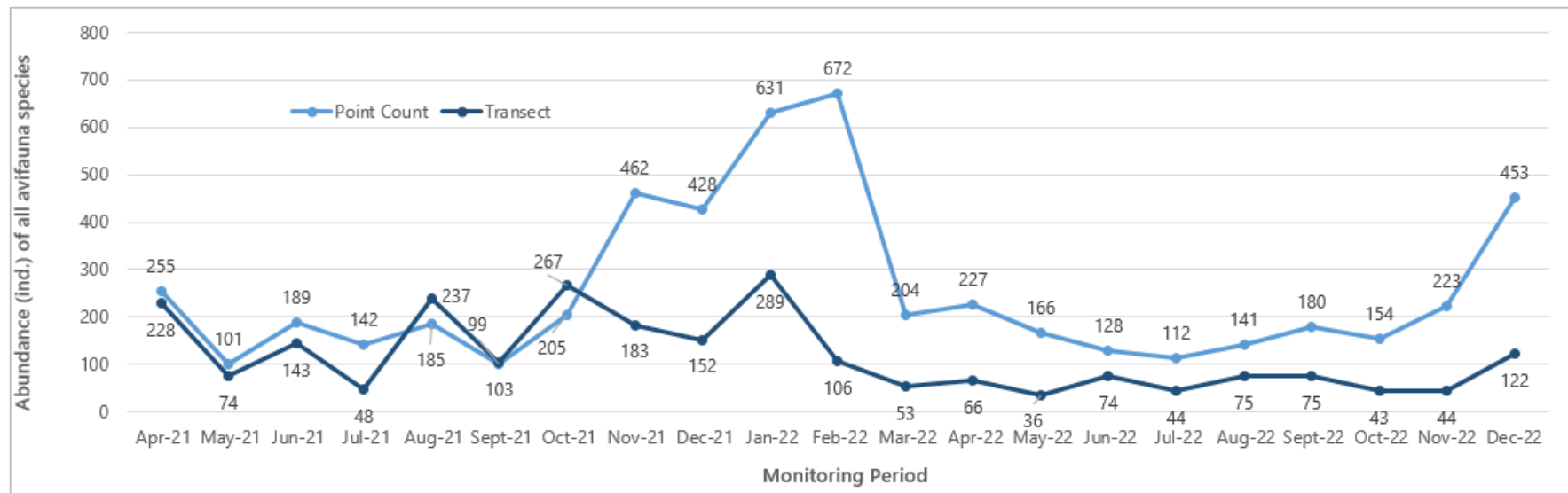
Total Suspended Solids at Mid-Ebb Tide



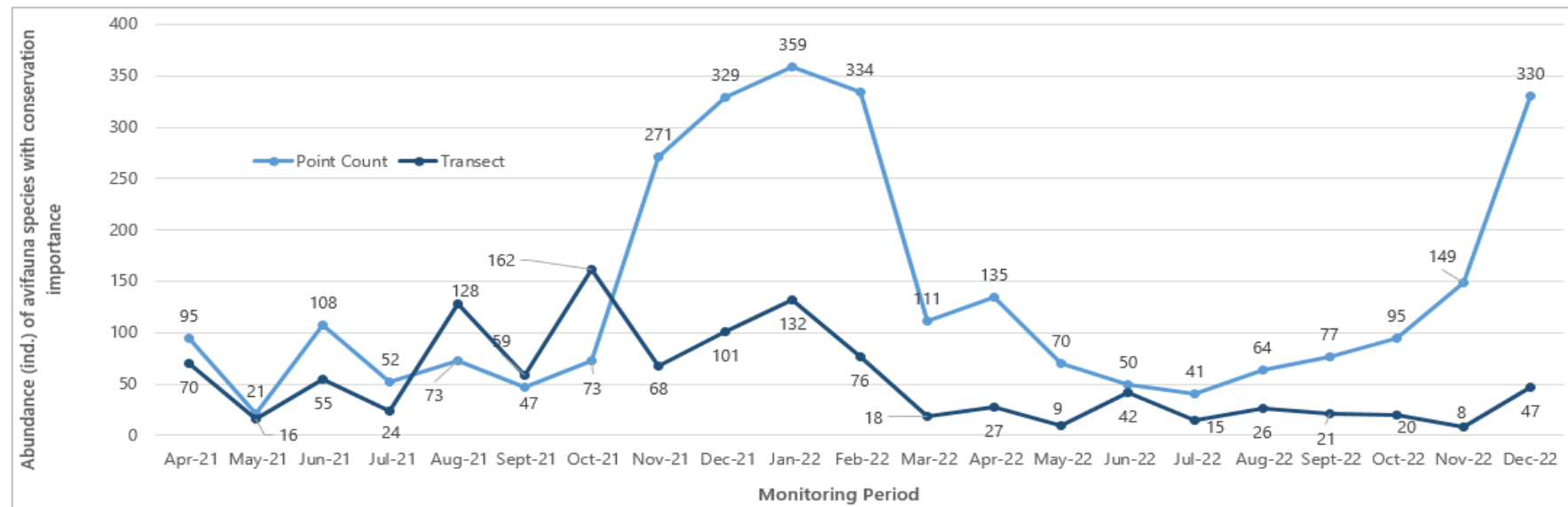
Ecology Monitoring Results

Ecology Monitoring Results

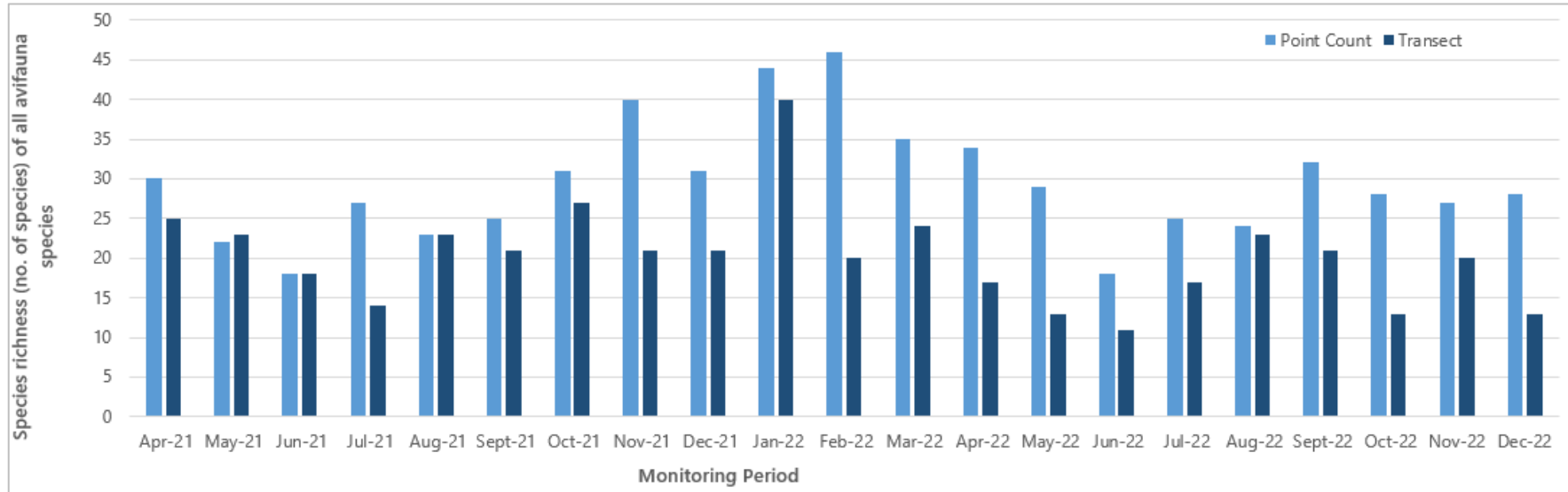
Abundance of all avifauna species throughout the monitoring period



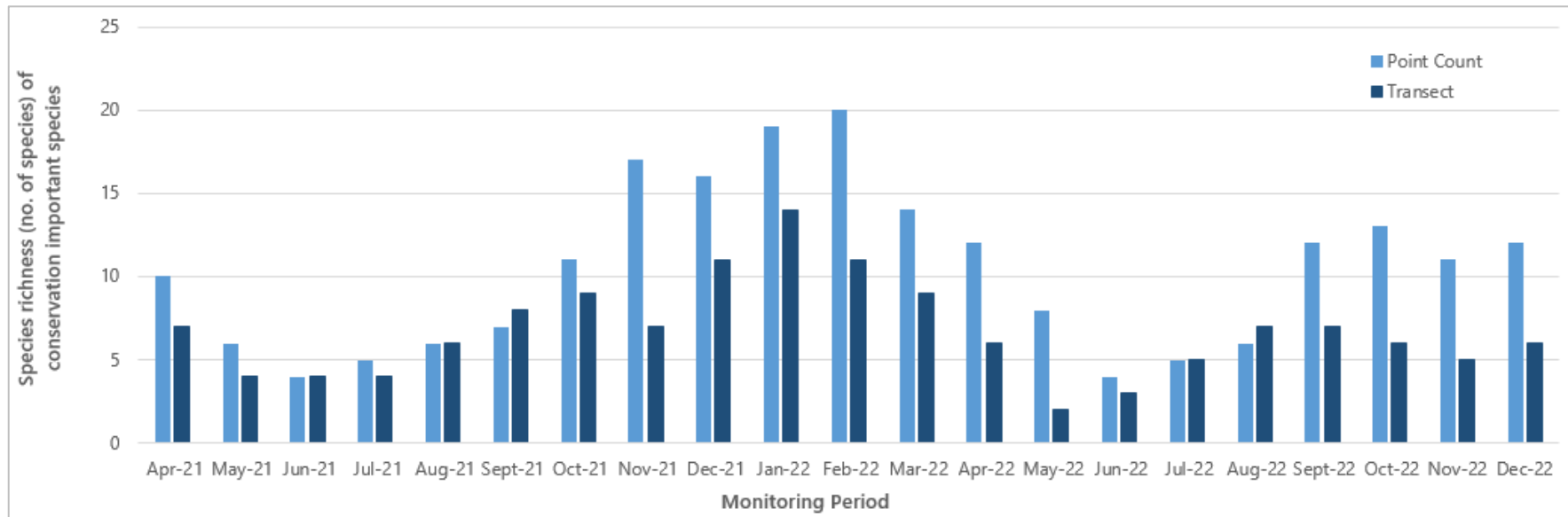
Abundance of avifauna species with conservation importance throughout the monitoring period



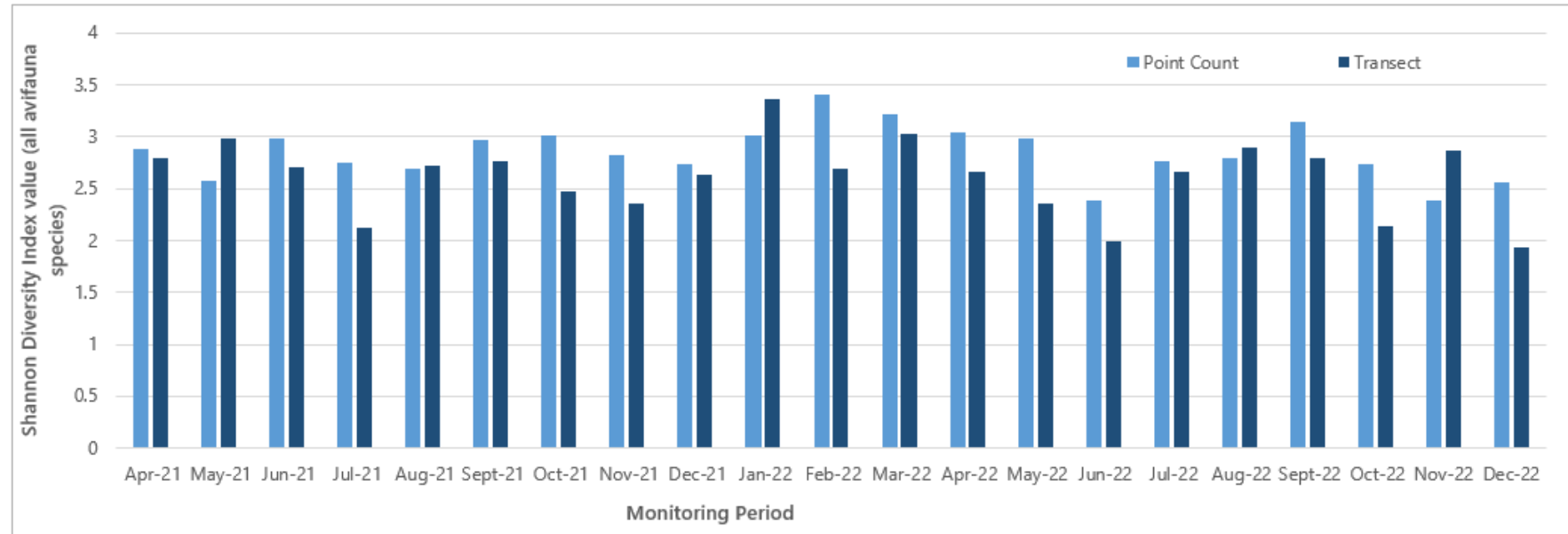
Species richness of all avifauna species throughout the monitoring period



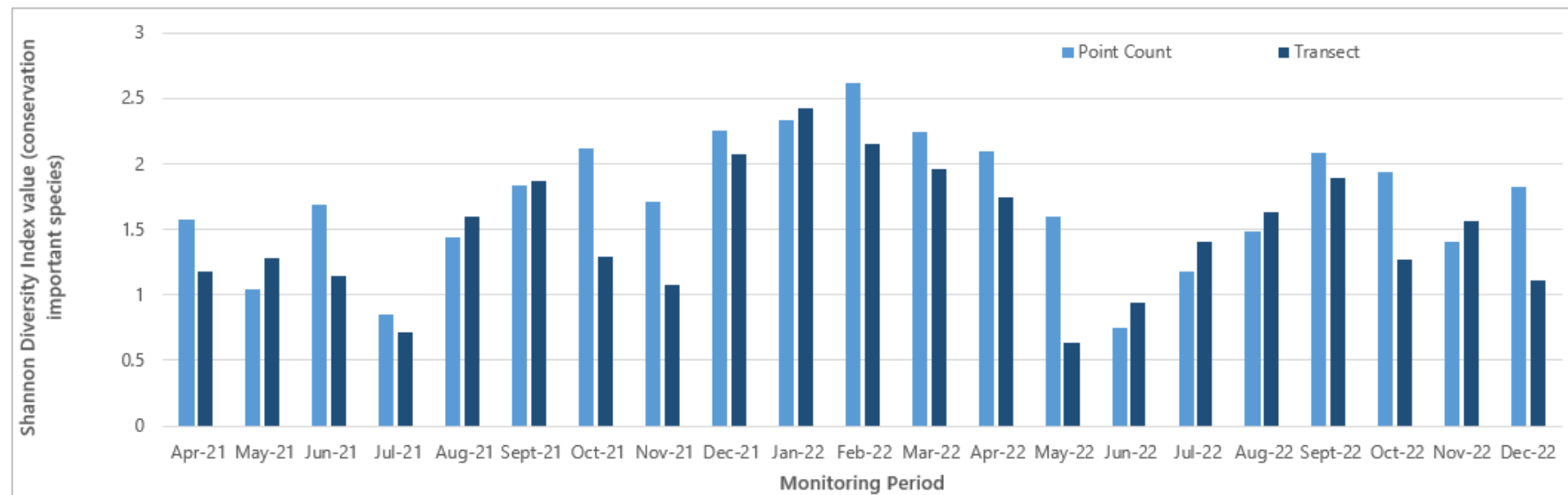
Species richness of avifauna species with conservation importance throughout the monitoring period



Shannon Diversity Index values of all avifauna species throughout the monitoring period



Shannon Diversity Index values of avifauna species with conservation importance throughout the monitoring period



Appendix E

Event and Action Plan

Event and Action Plan for Air Quality (Construction Dust)

EVENT	ACTION			
	ET	IEC	ER	Contractor
Action level being exceeded by one sampling	<ol style="list-style-type: none"> 1. Identify source, investigate the causes of complaint and propose remedial measures; 2. Inform Contractor, IEC and ER; 3. Repeat measurement to confirm finding; and 4. Increase monitoring frequency to daily. 	<ol style="list-style-type: none"> 1. Check monitoring data submitted by ET; 2. Check Contractor's working method; and 3. Review and advise the ET and ER on the effectiveness of the proposed remedial measures. 	<ol style="list-style-type: none"> 1. Notify Contractor. 	<ol style="list-style-type: none"> 1. Identify source(s), investigate the causes of exceedance and propose remedial measures; 2. Implement remedial measures; and 3. Amend working methods agreed with the ER as appropriate.
Action level being exceeded by two or more consecutive sampling	<ol style="list-style-type: none"> 1. Identify source; 2. Inform Contractor, IEC and ER; 3. Advise the Contractor and ER on the effectiveness of the proposed remedial measures; 4. Repeat measurements to confirm findings; 5. Increase monitoring frequency to daily; 6. Discuss with IEC and Contractor on remedial actions required; 7. If exceedance continues, arrange meeting with Contractor, IEC and ER; and 8. If exceedance stops, cease additional monitoring. 	<ol style="list-style-type: none"> 1. Check monitoring data submitted by ET; 2. Check Contractor's working method; 3. Discuss with ET, ER and Contractor on possible remedial measures; 4. Advise the ET and ER on the effectiveness of the proposed remedial measures; and 5. Supervise Implementation of remedial measures. 	<ol style="list-style-type: none"> 1. Confirm receipt of notification of exceedance in writing; 2. Notify Contractor; 3. Ensure remedial measures properly implemented. 	<ol style="list-style-type: none"> 1. Identify source and investigate the causes of exceedance; 2. Submit proposals for remedial measures to the ER with a copy to ET and IEC within three working days of notification; 3. Implement the agreed proposals; and 4. Amend proposal as appropriate.
Limit level being exceeded by one sampling	<ol style="list-style-type: none"> 1. Identify source, investigate the causes of exceedance and propose remedial measures; 2. Inform Contractor, IEC, ER, and EPD; 3. Repeat measurement to confirm finding; 4. Increase monitoring frequency to daily; and 5. Assess effectiveness of Contractor's remedial actions and keep IEC, EPD and ER informed of the results. 	<ol style="list-style-type: none"> 1. Check monitoring data submitted by ET; 2. Check Contractor's working method; 3. Discuss with ET and Contractor on possible remedial measures; 4. Advise the ER on the effectiveness of the proposed remedial measures; and 5. Supervise implementation of remedial measures. 	<ol style="list-style-type: none"> 1. Confirm receipt of notification of exceedance in writing; 2. Notify Contractor; 3. Ensure remedial measures properly implemented. 	<ol style="list-style-type: none"> 1. Identify source(s) and investigate the causes of exceedance; 2. Take immediate action to avoid further exceedance; 3. Submit proposals for remedial measures to ER with a copy to ET and IEC within three working days of notification; 4. Implement the agreed proposals; and 5. Amend proposal if appropriate.
Limit level being exceeded by two or more consecutive sampling	<ol style="list-style-type: none"> 1. Notify IEC, ER, Contractor and EPD; 2. Identify source; 3. Repeat measurement to confirm findings; 4. Increase monitoring frequency to daily; 5. Carry out analysis of Contractor's working procedures to determine possible mitigation to be implemented; 6. Arrange meeting with IEC and ER to discuss the remedial actions to be taken; 7. Assess effectiveness of Contractor's remedial actions and keep IEC, EPD and ER informed of the results; and 8. If exceedance stops, cease additional monitoring. 	<ol style="list-style-type: none"> 1. Check monitoring data submitted by the ET; 2. Discuss amongst ER, ET, and Contractor on the potential remedial actions; 3. Review Contractor's remedial actions whenever necessary to assure their effectiveness and advise the ER accordingly; and 4. Supervise the implementation of remedial measures. 	<ol style="list-style-type: none"> 1. Confirm receipt of notification of exceedance in writing; 2. In consultation with the ET and IEC, agree with the Contractor on the remedial measures to be implemented; 3. Supervise the implementation of remedial measures; and 4. If exceedance continues, consider what portion of the work is responsible and instruct the Contractor to stop that portion of work until the exceedance is abated. 	<ol style="list-style-type: none"> 1. Identify source(s) and investigate the causes of exceedance; 2. Take immediate action to avoid further exceedance; 3. Submit proposals for remedial measures to the ER with a copy to the IEC and ET within three working days of notification; 4. Implement the agreed proposals; 5. Revise and resubmit proposals if problem still not under control; and 6. Stop the relevant portion of works as determined by the ER until the exceedance is abated.

Event and Action Plan for Noise (Construction)

EVENT	ACTION			
	ET	IEC	ER	Contractor
Action Level	<ol style="list-style-type: none"> 1. Notify IEC and Contractor; 2. Carry out investigation; 3. Report the results of investigation to the IEC, ER and Contractor; 4. Discuss with the Contractor and formulate remedial measures; and 5. Increase monitoring frequency to check mitigation effectiveness. 	<ol style="list-style-type: none"> 1. Review the analyzed results submitted by the ET; 2. Review the proposed remedial measures by the Contractor and advise the ER accordingly; and 3. Supervise the implementation of remedial measures. 	<ol style="list-style-type: none"> 1. Confirm receipt of notification of failure in writing; 2. Notify Contractor; 3. Require Contractor to propose remedial measures for the analyzed noise problem; and 4. Ensure remedial measures are properly implemented. 	<ol style="list-style-type: none"> 1. Submit noise mitigation proposals to IEC; and 2. Implement noise mitigation proposals.
Limit Level	<ol style="list-style-type: none"> 1. Identify source; 2. Inform IEC, ER, EPD and Contractor; 3. Repeat measurements to confirm findings; 4. Increase monitoring frequency; 5. Carry out analysis of Contractor's working procedures to determine possible mitigation to be implemented; 6. Inform IEC, ER and EPD the causes and actions taken for the exceedances; 7. Assess effectiveness of Contractor's remedial actions and keep IEC, EPD and ER informed of the results; and 8. If exceedance stops, cease additional monitoring. 	<ol style="list-style-type: none"> 1. Discuss amongst ER, ET, and Contractor on the potential remedial actions; 2. Review Contractors remedial actions whenever necessary to assure their effectiveness and advise the ER accordingly; and 3. Supervise the implementation of remedial measures. 	<ol style="list-style-type: none"> 1. Confirm receipt of notification of failure in writing; 2. Notify Contractor; 3. Require Contractor to propose remedial measures for the analyzed noise problem; 4. Ensure remedial measures properly implemented; and 5. If exceedance continues, consider what portion of the work is responsible and instruct the Contractor to stop that portion of work until the exceedance is abated. 	<ol style="list-style-type: none"> 1. Take immediate action to avoid further exceedance; 2. Submit proposals for remedial actions to IEC within 3 working days of notification; 3. Implement the agreed proposals; 4. Resubmit proposals if problem still not under control; and 5. Stop the relevant portion of works as determined by the ER until the exceedance is abated.

Event and Action Plan for Water Quality Monitoring

EVENT	ACTION			
	ET	IEC	ER	Contractor
Action level being exceeded by one sampling day	<ol style="list-style-type: none"> 1. Repeat in situ measurement on the next day of exceedance to confirm findings; 2. Check monitoring data, plant, equipment and Contractor(s)'s working methods; 3. Identify source(s) of impact and record in notification of exceedance; 4. Inform IEC, Contractor(s) and ER 	<ol style="list-style-type: none"> 1. Check monitoring data submitted by ET and Contractor(s)'s working methods; 2. Inform EPD and AFCD. 	<ol style="list-style-type: none"> 1. Confirm receipt of notification of exceedance in writing 	<ol style="list-style-type: none"> 1. Confirm receipt of notification of exceedance in writing; 2. Check plant and equipment and rectify unacceptable practice
Action level being exceeded by two or more consecutive sampling days	<ol style="list-style-type: none"> 1. Repeat in situ measurement on the next day of exceedance to confirm findings; 2. Check monitoring data, plant, equipment and Contractor(s)'s working methods; 3. Identify source(s) of impact and record in notification of exceedance; 4. Inform IEC, Contractor(s) and ER; 5. Discuss with IEC and Contractor(s) on additional mitigation measures and ensure that they are implemented. 	<ol style="list-style-type: none"> 1. Check monitoring data submitted by ET and Contractor(s)'s working methods; 2. Inform EPD and AFCD; 3. Discuss with ET and Contractor(s) on additional mitigation measures and advise ER accordingly; 4. Assess the effectiveness of the implemented mitigation measures. 	<ol style="list-style-type: none"> 1. Confirm receipt of notification of exceedance in writing; 2. Discuss with the IEC on the proposed additional mitigation measures and agree on the mitigation measures to be implemented. 3. Ensure additional mitigation measures are properly implemented. 	<ol style="list-style-type: none"> 1. Confirm receipt of notification of exceedance in writing; 2. Check plant and equipment and rectify unacceptable practice; 3. Consider changes of working methods; 4. Discuss with ET and IEC on additional mitigation measures and propose them to ER within 3 working days; 5. Implement the agreed mitigation measures.

EVENT	ACTION			
	ET	IEC	ER	Contractor
Limit level being exceeded by one sampling day	<ol style="list-style-type: none"> 1. Repeat in situ measurement on the next day of exceedance to confirm findings; 2. Check monitoring data, plant, equipment and Contractor(s)'s working methods; 3. Identify source(s) of impact and record in notification of exceedance; 4. Inform IEC, Contractor(s) and ER; 5. Discuss with IEC and Contractor(s) on additional mitigation measures and ensure that they are implemented. 	<ol style="list-style-type: none"> 1. Check monitoring data submitted by ET and Contractor(s)'s working methods; 2. Inform EPD and AFCD; 3. Discuss with ET and Contractor(s) on additional mitigation measures and advise ER accordingly; 4. Assess the effectiveness of the implemented mitigation measures. 	<ol style="list-style-type: none"> 1. Confirm receipt of notification of exceedance in writing; 2. Discuss with the IEC on the proposed additional mitigation measures and agree on the mitigation measures to be implemented. 3. Ensure additional mitigation measures are properly implemented. 4. Request Contractor(s) to critically review the working methods. 	<ol style="list-style-type: none"> 1. Confirm receipt of notification of exceedance in writing; 2. Check plant and equipment and rectify unacceptable practice; 3. Critically review the need to change working methods; 4. Discuss with ET and IEC on additional mitigation measures and propose them to ER within 3 working days; 5. Implement the agreed mitigation measures.
Limit level being exceeded by two or more consecutive sampling days	<ol style="list-style-type: none"> 1. Repeat in situ measurement on the next day of exceedance to confirm findings; 2. Check monitoring data, plant, equipment and Contractor(s)'s working methods; 3. Identify source(s) of impact and record in notification of exceedance; 4. Inform IEC, Contractor(s) and ER; 5. Discuss with IEC and Contractor(s) on additional mitigation measures and ensure that they are implemented. 	<ol style="list-style-type: none"> 1. Check monitoring data submitted by ET and Contractor(s)'s working methods; 2. Inform EPD and AFCD; 3. Discuss with ET and Contractor(s) on additional mitigation measures and advise ER accordingly; 4. Assess the effectiveness of the implemented mitigation measures. 	<ol style="list-style-type: none"> 1. Confirm receipt of notification of exceedance in writing; 2. Discuss with the IEC on the proposed additional mitigation measures and agree on the mitigation measures to be implemented. 3. Ensure additional mitigation measures are properly implemented. 4. Request Contractor(s) to critically review the working methods. 	<ol style="list-style-type: none"> 1. Confirm receipt of notification of exceedance in writing; 2. Check plant and equipment and rectify unacceptable practice; 3. Critically review the need to change working methods; 4. Discuss with ET and IEC on additional mitigation measures and propose them to ER within 3 working days; 5. Implement the agreed mitigation measures.

Event and Action Plan for Ecology Monitoring

Event	Action			
	ET	IEC	ER	Contractor
Action Level	<ol style="list-style-type: none"> 1. Notify IEC and Contractor; 2. Carry out investigation; 3. Report the results of investigation to the IEC, ER and Contractor; 4. Discuss with the Contractor and formulate remedial measures; and 5. Increase monitoring frequency to check mitigation effectiveness. 	<ol style="list-style-type: none"> 1. Review the analyzed results submitted by the ET; 2. Review the proposed remedial measures by the Contractor and advise the ER accordingly; and 3. Supervise the implementation of remedial measures. 	<ol style="list-style-type: none"> 1. Confirm receipt of notification of failure in writing; 2. Notify Contractor; 3. Require Contractor to propose remedial measures for the analyzed noise problem; and 4. Ensure remedial measures are properly implemented. 	<ol style="list-style-type: none"> 1. Submit noise mitigation proposals to IEC; and 2. Implement noise mitigation proposals.
Limit Level	<ol style="list-style-type: none"> 1. Identify source; 2. Inform IEC, ER, EPD and Contractor; 3. Repeat measurements to confirm findings; 4. Increase monitoring frequency; 5. Carry out analysis of Contractor's working procedures to determine possible mitigation to be implemented; 6. Inform IEC, ER and EPD the causes and actions taken for the exceedances; 7. Assess effectiveness of Contractor's remedial actions and keep IEC, EPD and ER informed of the results; and 8. If exceedance stops, cease additional monitoring. 	<ol style="list-style-type: none"> 1. Discuss amongst ER, ET, and Contractor on the potential remedial actions; 2. Review Contractor's remedial actions whenever necessary to assure their effectiveness and advise the ER accordingly; and 3. Supervise the implementation of remedial measures. 	<ol style="list-style-type: none"> 1. Confirm receipt of notification of failure in writing; 2. Notify Contractor; 3. Require Contractor to propose remedial measures for the analysed noise problem; 4. Ensure remedial measures are properly implemented; and 5. If exceedance continues, consider what portion of the work is responsible and instruct the Contractor to stop that portion of work until the exceedance is abated. 	<ol style="list-style-type: none"> 1. Take immediate action to avoid further exceedance; 2. Submit proposals for remedial actions to IEC within 3 working days of notification; 3. Implement the agreed proposals; 4. Resubmit proposals if problem still not under control; and 5. Stop the relevant portion of works as determined by the ER until the exceedance is abated.

Appendix F

Waste Flow Table

Waste Flow Table for Year 2022											
Monthly Ending	Total Quantity Generated	Actual Quantities of Inert C&D Materials Generated Monthly					Actual Quantities of Non-inert C&D Wastes Generated Monthly				
		Hard Rock and Large Broken Concrete	Reused in the Contract	Reused in other Projects	Disposed as Public Fill	Imported Fill	Metals	Paper/ cardboard packaging	Plastics (see Note 2)	Chemical Waste	Others, e.g. general refuse
	(in tonnes)	(in tonnes)	(in tonnes)	(in tonnes)	(in tonnes)	(in tonnes)	(in tonnes)	(in tonnes)	(in tonnes)	(in tonnes)	(in tonnes)
2022 Jan	243.88	Nil	Nil	Nil	215.24	Nil	17.46	0.04	Nil	Nil	11.14
2022 Feb	92.65	Nil	Nil	Nil	38.73	Nil	43.95	Nil	Nil	Nil	9.97
2022 Mar	398.96	Nil	Nil	Nil	312.08	Nil	76.31	Nil	Nil	Nil	10.57
2022 Apr	3619.84	Nil	Nil	Nil	3552.01	Nil	58.86	0.13	Nil	Nil	8.84
2022 May	2708.03	Nil	Nil	Nil	2692.75	Nil	8.61	Nil	Nil	Nil	6.67
2022 Jun	94.92	Nil	Nil	Nil	Nil	Nil	78.34	Nil	Nil	Nil	16.58
2022 Jul	227.99	Nil	Nil	Nil	Nil	Nil	209.20	0.13	Nil	Nil	18.66
2022 Aug	248.65	Nil	Nil	Nil	187.27	Nil	29.60	0.13	Nil	Nil	31.65
2022 Sep	3253.69	Nil	Nil	Nil	211.65	2880.00	136.88	Nil	Nil	0.15	25.01
2022 Oct	377.50	Nil	Nil	Nil	101.90	Nil	242.71	0.11	Nil	Nil	32.78
2022 Nov	3934.08	Nil	Nil	Nil	661.72	3194.58	40.71	0.16	Nil	Nil	36.91
2022 Dec	1673.16	Nil	Nil	Nil	1614.42	Nil	19.28	Nil	Nil	Nil	39.46
Total	16873.35	0	0	0	9587.77	6074.58	961.91	0.70	0	0.15	248.24

Note:

- 1) The waste flow table shall also include C&D materials that are specified in the Contract to be imported for use at the Site.
- 2) Plastics refer to plastic bottles/containers, plastic sheets/foam from packaging materials.

Sources/ reference of the waste flow data; From the Contractor

Appendix G

Implementation Status of

Environmental Mitigation Measures

Construction of Yuen Long Effluent Polishing Plant Stage 1

EIA Ref.	Environmental Protection Measures	Location / Duration of Measures / Timing of Completion of Measures	Implementation Status
Air Quality Impact			
Construction Phase			
3.6.1.6	Watering once per every two hours on active works areas to reduce dust emission.	All active works areas during construction phase	Implemented
3.8.1.1	<p>Dust suppression measures stipulated in the Air Pollution Control (Construction Dust) Regulation and good site practices listed below shall be carried out to further minimize construction dust impact:</p> <ul style="list-style-type: none"> • Use of regular watering to reduce dust emissions from exposed site surfaces and unpaved roads, particularly during dry weather. • Use of frequent watering for particularly dusty construction areas and areas close to ASRs. • Side enclosure and covering of any aggregate or dusty material storage piles to reduce emissions. Where this is not practicable owing to frequent usage, watering shall be applied to aggregate fines. • Open stockpiles shall be avoided or covered. Where possible, prevent placing dusty material storage piles near ASRs. • Tarpaulin covering of all dusty vehicle loads transported to, from and between site locations. • Establishment and use of vehicle wheel and body washing facilities at the exit points of the site. • Provision of wind shield and dust extraction units or similar dust mitigation measures at the loading area of barging point, and use of water sprinklers at the loading area where dust generation is likely during the loading process of loose material, particularly in dry seasons/ periods. • Provision of not less than 2.4m high hoarding from ground level along site boundary where adjoins a road, streets or other accessible to the public except for a site entrance or exit. • Imposition of speed controls for vehicles on site haul roads. • Where possible, routing of vehicles and positioning of construction plant should be at the maximum possible distance from ASRs. 	Construction Sites	<p>Implemented</p> <p>Implemented</p> <p>Implemented</p> <p>Implemented</p> <p>Implemented</p> <p>Implemented</p> <p>Implemented</p> <p>N/A</p> <p>Implemented</p> <p>Implemented</p> <p>Implemented</p>

Construction of Yuen Long Effluent Polishing Plant Stage 1

EIA Ref.	Environmental Protection Measures	Location / Duration of Measures / Timing of Completion of Measures	Implementation Status
	<ul style="list-style-type: none"> Instigation of an environmental monitoring and auditing program to monitor the construction process in order to enforce controls and modify method of work if dusty conditions arise. 		Implemented
Noise Impact			
Construction Phase			
4.8.1	<p>Movable noise barriers are recommended for hydraulic breakers mounted on excavators to be adopted during construction.</p> <p>Good site practices listed below and the noise control requirements stated in EPD's "Recommended Pollution Control Clauses for Construction Contracts" should be included in the Contract Specification for the Contractors to follow and should be implemented to further minimize the potential noise impacts during the construction phase of the Project.</p> <ul style="list-style-type: none"> Quiet PME, such that those listed in EPD's Quality Powered Mechanical Equipment, should be considered for construction works to further minimize the potential construction noise impact. Only well-maintained plant should be operated on-site and plant should be serviced regularly during the construction programme. Silencers or mufflers on construction equipment should be utilised and should be properly maintained during the construction programme. Mobile plant, if any, should be sited as far away from noise sensitive receivers (NSRs) as possible. Machines and plant (such as trucks) that may be in intermittent use should be shut down between work periods or should be throttled down to a minimum. Plant known to emit noise strongly in one direction should, wherever possible, be orientated so that the noise is directed away from the nearby NSRs Material stockpiles and other structures should be effectively utilised, wherever practicable, in screening noise from on-site construction activities. 	Construction Sites	<p>N/A</p> <p>Implemented</p> <p>Implemented</p> <p>Implemented</p> <p>Implemented</p> <p>N/A</p> <p>Implemented</p> <p>N/A</p> <p>N/A</p>
Water Quality Impact			
Construction Phase			
5.8.1.2	<p>Water used in ground boring and drilling for site investigation or rock / soil anchoring should as far as practicable be re-circulated after sedimentation. When there is a need for final disposal, the wastewater should be discharged into storm drains via silt removal facilities</p>	Construction Sites / Construction Phase	Implemented

Construction of Yuen Long Effluent Polishing Plant Stage 1

EIA Ref.	Environmental Protection Measures	Location / Duration of Measures / Timing of Completion of Measures	Implementation Status
5.8.1.3	All vehicles and plant should be cleaned before they leave a construction site to minimise the deposition of earth, mud, debris on roads. A wheel washing bay should be provided at every site exit if practicable and wash-water should have sand and silt settled out or removed before discharging into storm drains. The section of construction road between the wheel washing bay and the public road should be paved with backfill to reduce vehicle tracking of soil and to prevent site run-off from entering public road drains.	Construction Sites / Construction Phase	Implemented
5.8.1.4	Good site practices should be adopted to remove rubbish and litter from construction sites so as to prevent the rubbish and litter from spreading from the site area. It is recommended to clean the construction sites on a regular basis.	Construction Sites / Construction Phase	Implemented
5.8.1.5 – 5.8.1.6	The site practices outlined in ProPECC PN 1/94 “Construction Site Drainage” should be followed where applicable to minimise surface run-off and the chance of erosion. Surface run-off from construction sites should be discharged into storm drains via adequately designed sand / silt removal facilities such as sand traps, silt traps and sedimentation basins. Channels, earth bunds or sand bag barriers should be provided on site to properly direct stormwater to such silt removal facilities. Perimeter channels at site boundaries should be provided as necessary to intercept storm run-off from outside the site so that it will not wash across the site. Catchpits and perimeter channels should be constructed in advance of site formation works and earthworks.	Construction Sites / Construction Phase	Implemented
5.8.1.7	Silt removal facilities, channels and manholes should be maintained and the deposited silt and grit should be removed regularly (as well as at the onset of and after each rainstorm) to prevent overflows and localised flooding.	Construction Sites / Construction Phase	Implemented
5.8.1.8	Construction works should be programmed to minimise soil excavation in the wet season (i.e. April to September). If soil excavation cannot be avoided in these months or at any time of year when rainstorms are likely, temporarily exposed slope surfaces should be covered e.g. by tarpaulin, and temporary access roads should be protected by crushed stone or gravel, as excavation proceeds. Intercepting channels should be provided (e.g. along the crest / edge of excavation) to prevent storm run-off from washing across exposed soil surfaces.	Construction Sites / Construction Phase	Implemented
5.8.1.9	Earthworks final surfaces should be well compacted and the subsequent permanent work or surface protection should be carried out immediately after the final surfaces are formed to prevent erosion	Construction Sites / Construction Phase	Implemented

Construction of Yuen Long Effluent Polishing Plant Stage 1

EIA Ref.	Environmental Protection Measures	Location / Duration of Measures / Timing of Completion of Measures	Implementation Status
	caused by rainstorms. Appropriate drainage like intercepting channels should be provided where necessary		
5.8.1.10	Measures should be taken to minimise the ingress of rainwater into trenches. If excavation of trenches in the wet season is necessary, they should be dug and backfilled in short sections. Rainwater pumped out from trenches or foundation excavations should be discharged into storm drains via silt removal facilities.	Construction Sites / Construction Phase	Implemented
5.8.1.11	Construction materials (e.g. aggregates, sand and fill material) on sites should be covered with tarpaulin or similar fabric during rainstorms	Construction Sites / Construction Phase	Implemented
5.8.1.12	Manholes (including newly constructed ones) should always be adequately covered and temporarily sealed so as to prevent silt, construction materials or debris from getting into the drainage system, and to prevent storm run-off from getting into foul sewers. Discharge of surface run-off into foul sewers must always be prevented in order not to unduly overload the foul sewerage system.	Construction Sites / Construction Phase	Implemented
5.8.1.13	The practices outlined in Environment, Transport and Works Bureau (ETWB) TC (Works) No. 5/2005 "Protection of natural streams/rivers from adverse impacts arising from construction works" should also be adopted where applicable to minimise the water quality impacts upon any natural streams or surface water systems.	Construction Sites / Construction Phase	Implemented
5.8.1.14	Sufficient chemical toilets should be provided in the works areas. A licensed waste collector should be deployed to clean the chemical toilets on a regular basis.	Construction Sites / Construction Phase	Implemented
5.8.1.15	Notices should be posted at conspicuous locations to remind the workers not to discharge any sewage or wastewater into the surrounding environment.	Construction Sites / Construction Phase	Implemented
5.8.1.16	Contractor must register as a chemical waste producer if chemical wastes would be produced from the construction activities. The WDO (Cap 354) and its subsidiary regulations in particular the Waste Disposal (Chemical Waste) (General) Regulation, should be observed and complied with for control of chemical wastes.	Construction Sites / Construction Phase	Implemented

Construction of Yuen Long Effluent Polishing Plant Stage 1

EIA Ref.	Environmental Protection Measures	Location / Duration of Measures / Timing of Completion of Measures	Implementation Status
5.8.1.17	Any service shop and maintenance facilities should be located on hard standings within a bunded area, and sumps and oil interceptors should be provided. Maintenance of vehicles and equipment involving activities with potential for leakage and spillage should only be undertaken within the areas appropriately equipped to control these discharges.	Construction Sites /Construction Phase	N/A
5.8.1.18	Disposal of chemical wastes should be carried out in compliance with the WDO. The Code of Practice on the Packaging, Labelling and Storage of Chemical Wastes published under the WDO should be followed to avoid leakage or spillage of chemicals.	Construction Sites / Construction Phase	Implemented
5.8.1.19	All the runoff and wastewater generated from the works areas should be treated so that it satisfies all the standards listed in the Technical Memorandum on Standards for Effluents Discharged into Drainage and Sewerage Systems, Inland and Coastal Waters (TM-DSS).	Construction Sites / Construction Phase	Implemented
5.8.2.11	Chemical should be stored on site at bunded area and separate drainage system as appropriate should be provided to avoid any spilled chemicals from entering the storm drain in case of accidental spillage. Also, adequate tools for cleanup of spilled chemicals should be stored on site and appropriate training shall be provided to staffs to further prevent potential adverse water quality impacts from happening.	Project site / Design and Operation Phase	Implemented

Waste Management Implication
Construction Phase

6.6.1.3	<u>Good Site Practices</u>	Construction Sites	
	Recommendations for good site practices during the construction phase include:		
	<ul style="list-style-type: none"> • Nomination of approved personnel, such as a site manager, to be responsible for good site practices, and making arrangements for collection of all wastes generated at the site and effective disposal to an appropriate facility; 		Implemented
	<ul style="list-style-type: none"> • Training of site personnel in proper waste management and chemical waste handling procedures; 		Implemented
	<ul style="list-style-type: none"> • Provision of sufficient waste reception/ disposal points, of a suitable vermin-proof design that minimises windblown litter; 		N/A
	<ul style="list-style-type: none"> • Arrangement for regular collection of waste for transport off-site and final disposal; 		Implemented
	<ul style="list-style-type: none"> • Appropriate measures to minimise windblown litter and dust during transportation of waste by either covering trucks or by transporting wastes in enclosed containers; • Regular cleaning and maintenance programme for drainage systems, sumps and oil interceptors; 		Implemented

Construction of Yuen Long Effluent Polishing Plant Stage 1

EIA Ref.	Environmental Protection Measures	Location / Duration of Measures / Timing of Completion of Measures	Implementation Status
6.6.1.5	<ul style="list-style-type: none"> • A recording system for the amount of wastes generated, recycled and disposed (including the disposal sites) should be proposed; and 		Implemented
	<ul style="list-style-type: none"> • A WMP should be prepared and should be submitted to the Engineer for approval. One may make reference to ETWB TCW No. 19/2005 for details. 		Implemented
	<p>Waste Reduction Measures Recommendations to achieve waste reduction include:</p>	Construction Sites	
	<ul style="list-style-type: none"> • Segregate and store different types of construction related waste in different containers, skips or stockpiles to enhance reuse or recycling of materials and their proper disposal; 		Implemented
	<ul style="list-style-type: none"> • Provide separate labelled bins to segregate recyclable waste such as aluminium cans from other general refuse generated by the work force, and to encourage collection by individual collectors; 		Implemented
	<ul style="list-style-type: none"> • Any unused chemicals or those with remaining functional capacity shall be recycled; 		N/A
	<ul style="list-style-type: none"> • Maximising the use of reusable steel formwork to reduce the amount of C&D material; 		N/A
	<ul style="list-style-type: none"> • Prior to disposal of C&D waste, it is recommended that wood, steel and other metals shall be separated for re-use and / or recycling to minimise the quantity of waste to be disposed of to landfill; 		Implemented
	<ul style="list-style-type: none"> • Adopt proper storage and site practices to minimise the potential for damage to, or contamination of, construction materials; 		Implemented
	<ul style="list-style-type: none"> • Plan the delivery and stock of construction materials carefully to minimise the amount of surplus waste generated; 		N/A
<ul style="list-style-type: none"> • Adopt pre-cast construction method instead of cast-in-situ method for construction of concrete structures as much as possible; and 	N/A		
<ul style="list-style-type: none"> • Minimise over ordering of concrete, mortars and cement grout by doing careful check before ordering. 	N/A		
6.6.1.7	<p><u>Storage of Waste</u> Recommendations to minimise the impacts include:</p>	Construction Sites	
	<ul style="list-style-type: none"> • Waste, such as soil, should be handled and stored well to ensure secure containment, thus minimising the potential of pollution; 		Implemented
	<ul style="list-style-type: none"> • Maintain and clean storage areas routinely; 		Implemented

Construction of Yuen Long Effluent Polishing Plant Stage 1

EIA Ref.	Environmental Protection Measures	Location / Duration of Measures / Timing of Completion of Measures	Implementation Status
	<ul style="list-style-type: none"> • Stockpiling area should be provided with covers and water spraying system to prevent materials from wind-blown or being washed away; and 		Implemented
	<ul style="list-style-type: none"> • Different locations should be designated to stockpile each material to enhance reuse. 		Implemented
6.6.1.8	<p><u>Collection of Waste</u> Licensed waste haulers should be employed for the collection and transportation of waste generated. The following measures should be enforced to minimise the potential adverse impacts:</p> <ul style="list-style-type: none"> • Remove waste in timely manner; • Waste collectors should only collect wastes prescribed by their permits; • Impacts during transportation, such as dust and odour, should be mitigated by the use of covered trucks or in enclosed containers; • Obtain relevant waste disposal permits from the appropriate authorities, in accordance with the WDO (Cap. 354), Waste Disposal (Charges for Disposal of Construction Waste) Regulation (Cap. 345) and the Land (Miscellaneous Provisions) Ordinance (Cap. 28); • Waste should be disposed of at licensed waste disposal facilities; and • Maintain records of quantities of waste generated, recycled and disposed. 	Construction Sites	<p>Implemented</p> <p>Implemented</p> <p>Implemented</p> <p>Implemented</p> <p>Implemented</p> <p>Implemented</p>
6.6.1.10	<p><u>Transportation of Waste</u></p> <p>In order to monitor the disposal of C&D materials at PFRFs and landfills and to control fly-tipping, a trip-ticket system should be established in accordance with DEVB TCW No. 6/2010. A recording system for the amount of waste generated, recycled and disposed, including the disposal sites, should also be set up. Warning signs should be put up to remind the designated disposal sites. CCTV should be installed at the vehicular entrance and exit of the site as additional measures to prevent fly-tipping.</p>	Transportation Route of Waste / Construction Phase	Implemented

Construction of Yuen Long Effluent Polishing Plant Stage 1

EIA Ref.	Environmental Protection Measures	Location / Duration of Measures / Timing of Completion of Measures	Implementation Status
6.6.1.12	<p><u>Construction and Demolition Material</u> Careful design, planning together with good site management can reduce over-ordering and generation of C&D materials such as concrete, mortar and cement grouts. Formwork should be designed to maximize the use of standard wooden panels, so that high reuse levels can be achieved. Alternatives such as steel formwork or plastic facing should be considered to increase the potential for reuse</p>	Construction Sites	N/A
6.6.1.13	<p>The excavated material arising from site formation and foundation works should be reused on-site as backfilling material and for landscaping works as far as practicable. Other mitigation requirements are listed below:</p> <ul style="list-style-type: none"> • A WMP, which becomes part of the EMP, should be prepared in accordance with ETWB TCW No.19/2005; • A recording system for the amount of wastes generated, recycled and disposed (including the disposal sites) should be adopted for easy tracking; and • In order to monitor the disposal of C&D materials at public filling facilities and landfills and to control fly-tipping, a trip-ticket system should be adopted (refer to DEVB TCW 06/2010). 	Construction Sites	<p>Implemented</p> <p>Implemented</p> <p>Implemented</p>
6.6.1.14	<p>It is recommended that specific areas should be provided by the Contractors for sorting and to provide temporary storage areas (if required) for the sorted materials. Control measures for temporary stockpiles on-site should be taken in order to minimise the noise, generation of dust and pollution of water. These measures include:</p> <ul style="list-style-type: none"> • Surface of stockpiled soil should be regularly wetted with water especially during dry season; • Disturbance of stockpile soil should be minimised; • Stockpiled soil should be properly covered with tarpaulin especially when heavy storms are predicted; and • Stockpiling areas should be enclosed where space is available. 	Construction Sites	<p>Implemented</p> <p>Implemented</p> <p>Implemented</p> <p>Implemented</p>

Construction of Yuen Long Effluent Polishing Plant Stage 1

EIA Ref.	Environmental Protection Measures	Location / Duration of Measures / Timing of Completion of Measures	Implementation Status
6.6.1.15	The Contactor should prepare and implement an EMP in accordance with ETWB TCW No.19/2005, which describes the arrangements for avoidance, reuse, recovery, recycling, storage, collection, treatment and disposal of different categories of waste to be generated from construction activities. Such a management plan should incorporate site-specific factors, such as the designation of areas for segregation and temporary storage of reusable and recyclable materials. The EMP should be submitted to the Engineer for approval. The Contractor should implement waste management practices in the EMP throughout the construction stage of the Project. The EMP should be reviewed regularly and updated by the Contractor, preferably on a monthly basis.	Construction Sites	Implemented
6.6.1.16	The Contractor would be responsible for devising a system to work for on-site sorting of C&D materials and promptly removing all sorted and process materials arising from the construction activities to minimise temporary stockpiling on-site. The system should be included in the EMP identifying the source of generation, estimated quantity, arrangement for on-site sorting, collection, temporary storage areas and frequency of collection by recycling Contractors or frequency of removal off-site.	Construction Sites	Implemented
6.6.1.17 – 6.6.1.18	The sediment should be excavated, handled, transported and disposed of in a manner that would minimise adverse environmental impacts. To minimise sediment disposal, it is proposed to reuse the Type 1 sediment generated (e.g. as backfilling materials) as far as possible. Requirements of the Air Pollution Control (Construction Dust) Regulation, where relevant, shall be adhered to during excavation, transportation and disposal of the sediment.	Construction Sites	N/A
6.6.1.19	Workers shall, if necessary, wear appropriate personal protective equipments (PPE) when handling contaminated sediments. Adequate washing and cleaning facilities shall also be provided on site.	Construction Sites	Implemented
6.6.1.20	For off-site disposal, the basic requirements and procedures specified under ETWB TC(W) No. 34/2002 shall be followed.	Transportation Route of Waste / Construction Phase	Implemented
6.6.1.24	Stockpiling of contaminated sediments should be avoided as far as possible. If temporary stockpiling of contaminated sediments is necessary, the excavated sediment should be covered by tarpaulin and the area should be placed within earth bunds or sand bags to prevent leachate from entering the ground, nearby drains and surrounding water bodies. The stockpiles should be completely paved or covered by linings in order to avoid contamination to underlying soil or groundwater. Separate and clearly defined areas should be provided for stockpiling of contaminated and uncontaminated materials. Leachate, if any, should be collected and discharged according to the Water Pollution Control Ordinance (WPCO).	Construction Sites	Implemented

Construction of Yuen Long Effluent Polishing Plant Stage 1

EIA Ref.	Environmental Protection Measures	Location / Duration of Measures / Timing of Completion of Measures	Implementation Status
6.6.1.25	In order to minimise the potential odour / dust emissions during excavation and transportation of the sediment, the excavated sediments shall be wetted during excavation / material handling and shall be properly covered when placed on trucks or barges. Loading of the excavated sediment to the barge shall be controlled to avoid splashing and overflowing of the sediment slurry to the surrounding water.	Construction sites & transportation route of waste / Construction phase	N/A
6.6.1.26	The barge transporting the sediments to the designated disposal sites shall be equipped with tight fitting seals to prevent leakage and shall not be filled to a level that would cause overflow of materials or laden water during loading or transportation. In addition, monitoring of the barge loading shall be conducted to ensure that loss of material does not take place during transportation. Transport barges or vessels shall be equipped with automatic self-monitoring devices as specified by the DEP.	Transportation route of waste / Construction phase	N/A
6.6.1.27	Suitable containers compatible with the chemical wastes should be used, and incompatible chemicals should be stored separately. Appropriate labels should be securely attached on each chemical waste container indicating the corresponding chemical characteristics of the chemical waste, such as explosive, flammable, oxidizing, irritant, toxic, harmful, corrosive, etc. The Contractor shall employ a licensed collector to transport and dispose of the chemical wastes, to the licensed CWTC, or other licensed facilities, in accordance with the Waste Disposal (Chemical Waste) (General) Regulation.	Construction and Operation Phases	Implemented
6.6.1.28	It is recommended to place clearly labelled recycling bins at designated locations with convenient access. Other general refuse should be separated from chemical and industrial waste by providing separated bins or skips for storage to maximise the recyclable volume. A reputable licensed waste collector should be employed to remove general refuse on a daily basis to minimise odour, pest and litter impacts.	Construction and Operation Phases	Implemented
6.6.1.29	Should buildings are found with potential ACM, sufficient and reasonable lead time shall be allowed for preparation, vetting and implementation of Asbestos Investigation Report and Asbestos Abatement Plan in accordance with Air Pollution Control Ordinance before commencement of any demolition or site clearance work.	Demolition	N/A
Land Contamination			

Construction of Yuen Long Effluent Polishing Plant Stage 1

EIA Ref.	Environmental Protection Measures	Location / Duration of Measures / Timing of Completion of Measures	Implementation Status
7.8.1.2 - 7.8.1.3;7.8.2.1	<p>Prior to the commencement of the SI works, a review of the Contamination Assessment Plan (CAP) should be conducted to confirm whether the proposed SI works (e.g. sampling locations, testing parameters etc.) are still valid. Supplementary CAP(s), presenting findings of the review, the latest site conditions and updated sampling strategy and testing protocol, should be submitted to EPD for endorsement. The SI works should be carried out according to EPD's agreed supplementary CAP(s). SI works should be carried out according to the supplementary CAP endorsed by EPD. Following completion of SI works and receipt of laboratory test results, Contamination Assessment Report(s) ((CAR)(s)) should be prepared to present the findings of the SI works and to discuss the presence, nature and extent of contamination. If contamination is identified, Remedial Action Plan(s) ((RAP)(s)) which provides details of the remedial actions for the identified contaminated soil and / or groundwater should be endorsed by EPD. The possible remediation methods are detailed in Section 5.2 of the CAP provided in Appendix 7.1 of the EIA Report. Remediation action, if necessary, will be carried out according to EPD endorsed RAP(s) and Remediation Report(s) (RR(s)) will be submitted after completion of the remediation action. The RR(s) should be endorsed by EPD prior to the commencement of construction works at the respective identified contaminated areas (if any).</p>	Existing YLSTW /Construction Phase (after decommissioning of the concerned facilities / areas but prior to the construction works at the concerned facilities / areas)	Implemented
7.8.3.1	<p>The mitigation measures will be recommended in the RAP and would typically include the following:</p> <ul style="list-style-type: none"> • Excavation profiles must be properly designed and executed with attention to the relevant requirements for environment, health and safety; • Excavation shall be carried out during dry season as far as possible to minimise contaminated runoff from contaminated soils; Supply of suitable clean backfill material (or treated soil) after excavation; • Stockpiling site(s) shall be lined with impermeable sheeting and bunded. Stockpiles shall be fully covered by impermeable sheeting to reduce dust emission. If this is not practicable due to frequent usage, regular watering shall be applied. However, watering shall be avoided on stockpiles of contaminated soil to minimise contaminated runoff. • Vehicles containing any excavated materials shall be suitably covered to limit potential dust emissions or contaminated wastewater run-off, and truck bodies and tailgates shall be sealed to prevent any discharge during transport or during wet conditions; • Speed control for the trucks carrying contaminated materials shall be enforced; 	Project Site / Construction Phase	<p>Implemented</p> <p>N/A</p> <p>Implemented</p> <p>Implemented</p> <p>Implemented</p>

Construction of Yuen Long Effluent Polishing Plant Stage 1

EIA Ref.	Environmental Protection Measures	Location / Duration of Measures / Timing of Completion of Measures	Implementation Status
	<ul style="list-style-type: none"> • Vehicle wheel and body washing facilities at the site's exist points shall be established and used; and • Pollution control measures for air emissions (e.g. from biopile blower and handling of cement), noise emissions (e.g. from blower or earthmoving equipment), and water discharges (e.g. runoff control from treatment facility) shall be implemented and complied with relevant regulations and guidelines. 		Implemented
			Implemented
Ecological Impact (Terrestrial and Aquatic)			
Construction Phase			
8.10.2.1	<u>Avoidance of Recognised Site of Conservation Importance</u> Construction works are designed to be confined to the boundary of the existing YLSTW that direct impacts on all other sites of conservation importance within the assessment area, including the Ramsar Site, Priority Site, WCA, WBA, SSSI and CA would be avoided.	Project site / Construction Phase	Implemented
8.10.2.3 – 8.10.2.4	<u>Avoidance of Demolition Works Using Breakers Mounted on Excavators and Percussive Piling during Dry Season</u> In order to minimise the construction noise disturbance on overwintering waterbirds, the noisy construction works, i.e. all percussive piling works and demolition using breakers mounted on excavators, would therefore be scheduled outside the dry season (i.e. November to March, which is the peak overwintering period of waterbirds).	Construction sites / Construction Phase	Implemented
8.10.2.5	<u>Restriction of Construction Hours</u> No construction activities with the use of PME should be conducted within 100m from any night roost confirmed by the pre-construction survey after 18:00 during wet season and 17:30 during dry season to avoid disturbance to the nearby ardeids night roosts.	Construction sites / Construction Phase	Implemented
8.10.3.2 – 8.10.3.3	<u>Minimising Construction Noise Disturbance Impacts through Consideration of Alternative Construction Methods</u> Demolition using concrete crusher is quieter than demolition using breaker that its construction noise level is comparable to other general construction activities and concrete crusher would be used for demolition works to be undertaken during dry season months. The quieter foundation methods, including bored piling, raft foundation and shallow foundation, would be adopted as far as possible.	Construction sites / Construction Phase	Implemented

Construction of Yuen Long Effluent Polishing Plant Stage 1

EIA Ref.	Environmental Protection Measures	Location / Duration of Measures / Timing of Completion of Measures	Implementation Status
8.10.3.4 – 8.10.3.5	<p><u>Minimising Construction Noise Disturbance Impacts Through Careful Phasing of Construction Activities</u> Percussive piling works and demolition using breakers mounted on excavators would typically be completed over two wet seasons and not be undertaken in the same construction zone at the same time to localise the construction disturbance and to reduce the duration of high level of disturbances on sensitive wetland habitats and associated waterbirds nearby each construction zone.</p> <p>Facilities in the eastern side of the Project site (i.e. Phase 1A and Phase 1B) are scheduled to be developed first that the new structures could screen the works in the middle and western parts of the site in later stage of the construction phase after the structures in Phase 1A and Phase 1B are completed, hence minimising the construction noise and human disturbance on sensitive wetland habitats adjacent to the Project site in Shan Pui River, including the confluence of Shan Pui River and Kam Tin River and ardeid night roost to the immediate east of the Project site.</p>	Project site / Construction Phase	Implemented
8.10.3.6 – 8.10.3.8	<p><u>Minimising Construction Noise Disturbance Impacts through Use of Noise Barriers</u> Noise barriers with absorptive materials of about 4m high will be erected along the northern, eastern and western sides of the site, throughout the construction phase to screen the construction noise and human disturbance to the waterbirds foraging in ponds in Fung Lok Wai and Shan Pui River during construction phase.</p> <p>Adequate noise barriers should also be provided for demolition works using breakers mounted on excavators and percussive piling works, to further minimise the construction noise disturbance from these construction activities. Movable noise barriers should be provided to breaker mounted on excavator used for demolition works as discussed in Section 4.8 and acoustic mat should be provided to the piling plants around the rig.</p> <p>The contractor should provide enclosure for construction equipment, especially static plants, as appropriate to minimise the noise disturbance as far as practicable.</p>	Construction sites / Construction Phase	Implemented

Construction of Yuen Long Effluent Polishing Plant Stage 1

EIA Ref.	Environmental Protection Measures	Location / Duration of Measures / Timing of Completion of Measures	Implementation Status
8.10.3.9	<p><u>Use of Quality Powered Mechanical Equipment</u> The contractor should source QPMEs for construction as far as practicable to further minimise the overall construction noise and other disturbance to the nearby wetland habitats and associated waterbirds to the maximum practical extent.</p>	Construction sites / Construction Phase	Implemented
Ecology & Fisheries Impact			
8.12.1.4, 9.7	<p>Groundwater observation wells and recharge wells will be provided at the northern and western side of the site. Groundwater table will be closely monitored at the observation well. In case of any unlikely events of abnormal drawdown of groundwater table near the excavation area, groundwater dewatering will stop and water will be pumped into the recharge wells to recover the normal groundwater table as necessary.</p>	Construction Phase	N/A
Fisheries Impact			
9.7	<p>The implementation of good site practices during construction could minimise the potential water quality impacts from the land-based construction works. Mitigation measures recommended in the Water Quality Impact Assessment (Section 5) for controlling water quality impact would also serve to protect fisheries resources and activities from indirect impacts.</p>	Construction and Operation Phase	N/A
Landscape and Visual Impact			
Table 10.11	<p><u>Preservation of Existing Vegetation (CM1)</u> All the existing Trees to be retained and not to be affected by the Project shall be carefully protected during construction accordance with DEVB TCW No. 7/2015 - Tree Preservation and the latest Guidelines on Tree Preservation during Development issued by GLTM Section of DevB. Any existing vegetation in landscaped areas and natural terrain not to be affected by the Project shall be carefully preserved.</p>	Project site / Construction Phase	Partially Implemented
Table 10.11	<p><u>Transplanting of Affected Trees (CM2)</u> Trees unavoidably affected by the works shall be transplanted as far as possible in accordance with DEVB TCW No. 7/2015 - Tree Preservation and the latest Guidelines on Tree Transplanting issued by GLTM Section of DevB.</p>	Project site / Construction Phase	Implemented

Construction of Yuen Long Effluent Polishing Plant Stage 1

EIA Ref.	Environmental Protection Measures	Location / Duration of Measures / Timing of Completion of Measures	Implementation Status
Table 10.11	<u>Compensatory Tree Planting (CM3)</u> Any trees to be felled under the Project shall be compensated in accordance with DEVB TCW No. 7/2015 - Tree Preservation. For trees to be compensated on slopes, the guidelines for tree planting stipulated in GEO Publication No. 1/2011 will be followed.	Project site / Construction Phase	N/A
Table 10.11	<u>Control of Night-time Lighting Glare (CM4)</u> All the night time lighting shall be avoided except for safety purpose. No light glare shall illuminate directly outside the site.	Project site / Construction Phase	Implemented
Table 10.11	<u>Erection of Decorative Screen Hoarding (CM5)</u> Site hoardings, if any, shall be painted in dull green colour	Project site / Construction Phase	Implemented
Table 10.11	<u>Management of Construction Activities and Facilities (CM6)</u> Construction activities shall be well scheduled and avoid powered mechanical equipment's operating simultaneously. All stockpiling areas and idled area shall be covered by tarpaulin sheet or hydroseeded as far as possible.	Project site / Construction Phase	Implemented
Hazard to Life			
Construction Phase			
11.5.6.9-11.5.6.12	<ul style="list-style-type: none"> Implementation of those major construction works and movement of plants and vehicles would be stringently controlled to have a setback of at least 15m clear distance, or physical barrier with an empty digester / gas holder from the digesters / gas holders in operation; 	Project site / Construction Phase	N/A
	<ul style="list-style-type: none"> For those construction works to be carried out in close proximity to the 15m zone from digesters / gas holders in operation, the height of plants for those major construction shall be limited to 15m such that the plants would not damage digesters /gas holders in such incident as plant collapse or overturning; 		N/A
	<ul style="list-style-type: none"> Whenever practicable, the construction sequence shall be arranged with empty unit(s) for separating the major construction works from these digesters / gas holders in use; and 		N/A

Construction of Yuen Long Effluent Polishing Plant Stage 1

EIA Ref.	Environmental Protection Measures	Location / Duration of Measures / Timing of Completion of Measures	Implementation Status
	<ul style="list-style-type: none"> Physical barriers such as concrete blocks shall be set up at the 15m zone in order to avoid those construction plants or vehicles from colliding to the digester / gas holder units in use. 		N/A
11.5.8	<ul style="list-style-type: none"> Method statements and risk assessments shall be prepared and safety control measures shall be in place before commencement of work 	Project site / Construction Phase	Implemented
	<ul style="list-style-type: none"> All work procedures shall be complied with the operating plant procedures or guidelines and regulatory requirements; 		Implemented
	<ul style="list-style-type: none"> Work permit system, on-site pre-work risk assessment and emergency response procedure shall be in place before commencement of work; 		Implemented
	<ul style="list-style-type: none"> All construction workers shall equip with appropriate personal protective equipment (PPE) when working at the Project Site; 		Implemented
	<ul style="list-style-type: none"> Safety training and briefings shall be provided to all construction workers; 		Implemented
	<ul style="list-style-type: none"> Regular site safety inspections shall be conducted during the construction phase of the Project; 		Implemented
11.9.1.2	<ul style="list-style-type: none"> Ensure speed limit enforcement is specified in the contractor's method statement to limit the speed of construction vehicles onsite; 	Project site / ConstructionPhase	Implemented
	<ul style="list-style-type: none"> Conduct speed checks to ensure enforcement of speed limits and to ensure adequate site access control; 		N/A
	<ul style="list-style-type: none"> A lifting plan, with detailed risk assessment, should be prepared and endorsed for heavy lifting of large equipment; 		Implemented
	<ul style="list-style-type: none"> Vehicle crash barriers should be provided between the construction site and the operating biogas facilities; 		N/A
	<ul style="list-style-type: none"> Ensure that a hazardous are classification study is conducted and hazardous area maps are updated before the start of the construction activities to ensure ignition sources are controlled during both construction and operation phases; 		Implemented
	<ul style="list-style-type: none"> Ensure work permit system for hot work activities within the Project Site is specified in the contractor's method statement to minimize and control the ignition sources during the construction phase; 		Implemented
	<ul style="list-style-type: none"> Ensure effective communication system / protocol is in place between the contractors and the operation staff; 		Implemented
	<ul style="list-style-type: none"> Ensure the Project Construction Emergency Response Plan is integrated with the Emergency Response Plan for the YLEPP during construction phase. The plan should address stop work instructions to be promptly communicated to all construction workers performing hot works in case a confirmed biogas detection at the Project Site; 		Implemented

Construction of Yuen Long Effluent Polishing Plant Stage 1

EIA Ref.	Environmental Protection Measures	Location / Duration of Measures / Timing of Completion of Measures	Implementation Status
	<ul style="list-style-type: none"> • Ensure that the construction activities do not impede the functions of fire and gas detection system, fire protection system, muster areas, fire-fighting vehicle access and escape routes; 		Implemented
	<ul style="list-style-type: none"> • Ensure a Job Safety Analysis is conducted for construction activities of the Project during the construction phase, to identify and analyze hazards associated with the construction activities (e.g. lifting operations by cranes) onto the operating biogas facilities. 		Implemented
	Potential risks of the construction activities shall be assessed, and risk precautionary measures shall be implemented in Contractor's works procedures.		Implemented

Note:

Implementation status: Implemented / Partially Implemented / Not Implemented / Not Applicable (N/A)

Sources / reference of the Implementation Status: Appendix B of EIA Report, AEIAR-220/2019

Appendix H

Cumulative statistics on Environmental Complaints,
Notifications of Summons and Successful Prosecutions

Environmental Complaints Log

Reference No.	Date of Complaint Received	Received From	Received By	Nature of Complaint	Date of Investigation	Outcome	Date of Reply

Cumulative Statistics on Complaints

Environmental Parameters	Cumulative No. Brought Forward	No. of Complaints This Month	Cumulative Project-to-Date
Air	0	0	0
Noise	0	0	0
Water	0	0	0
Waste	0	0	0
Total	0	0	0

Cumulative Statistics on Notification of Summons and Successful Prosecutions

Environmental Parameters	Cumulative No. Brought Forward	No. of Notification of Summons and Prosecutions This Month	Cumulative Project-to-Date
Air	0	0	0
Noise	0	0	0
Water	0	0	0
Waste	0	0	0
Total	0	0	0